

UDAIPUR MUNICIPAL CORPORATION

ANNUAL REPORT 2015-16



Mayor : **Shri. Chandra Singh Kothari**
Deputy Mayor : **Shri. Lokesh Dwivedi**
Commissioner : **Shri. Sidharth Sihag, IAS**
Auditors : **K K Chanani & Associates**



Udaipur Municipal Corporation and Janaagraha Centre for Citizenship & Democracy (Janaagraha), a not-for-profit organisation based in Bengaluru, present the first Model Annual Report for the city of Udaipur.

Janaagraha and Department of Local Self Government, Government of Rajasthan signed a Memorandum of Understanding in May 2015 to implement accounting and audit reforms in all 188 municipalities in Rajasthan. This initiative has been supported by Shakti Sustainable Energy Foundation.

An initiative supported by



Knowledge Partner





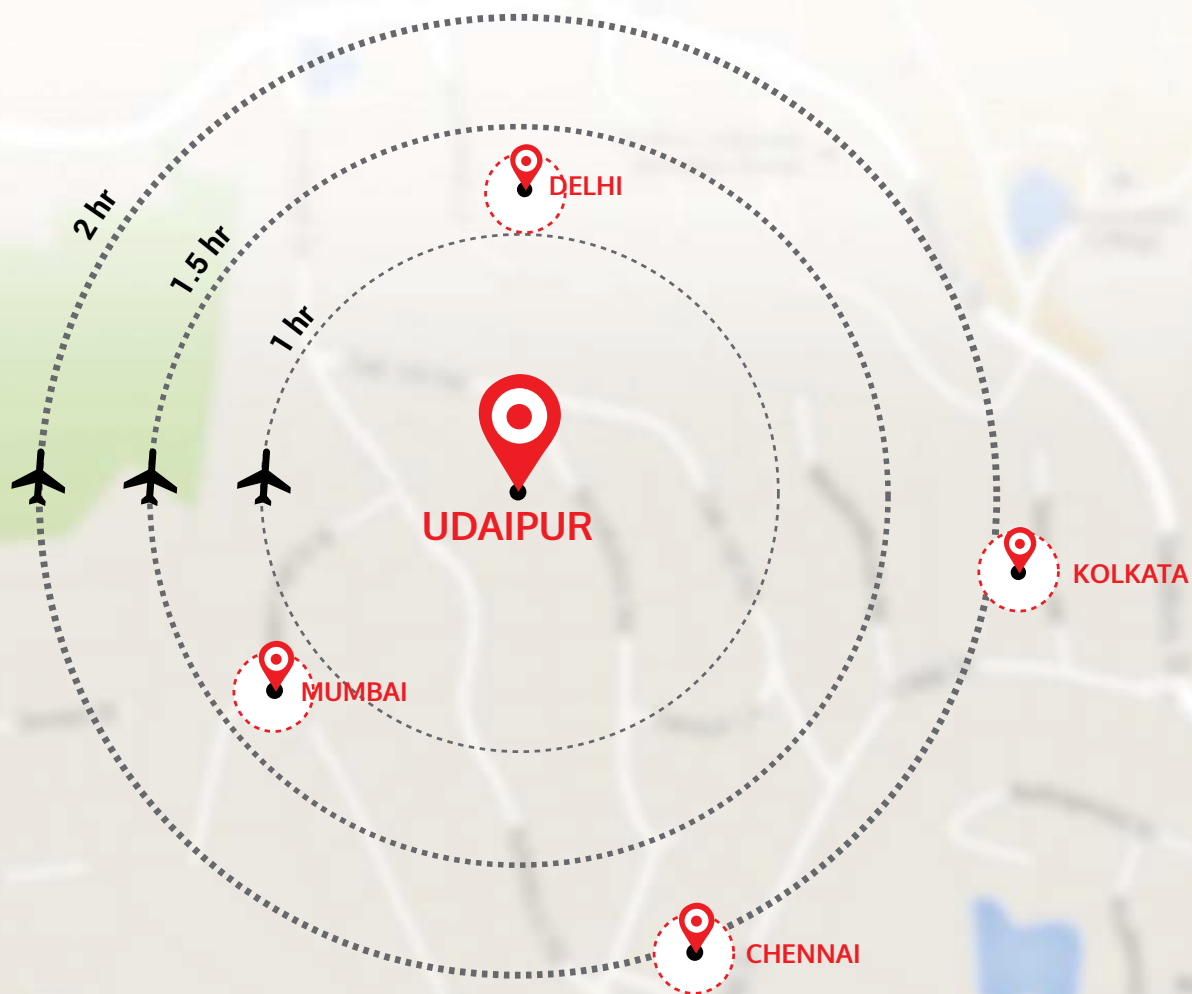

W	elcome to the City of Lakes – Udaipur	2
	Quick Facts	4
	Statement from Worshipful Mayor	5
	Festival Calendar	6
V	ision & Mission	8
	Vision	9
	Mission	10
M	eeet Your Councillors	12
	Council Governance	13
	Our Councillors	14
	Administrative Organisation Chart	17
	Committees & Their Chairpersons	19
	Quality of Life	21
	Key Initiatives	22
M	anagement Discussion & Analysis	24
	Demographic Highlights	25
	Economic Highlights	26
	Udaipur Emerging as a Startup Hub	28
	Administrative Highlights	29
	SWOT Analysis	30
	Civic Amenities Available	31
	Infrastructure Highlights	32
	Atal Mission for Rejuvenation and Urban Transportation (AMRUT)	36

S	mart City	38
	Statement by the Superintendent Engineer	39
	Smart City Highlights	40
	Smart City Partners/ Hand-Holding Agencies	42
	Smart City Infrastructure	43
A	wards and Appreciation	45
A	chievements	50
F	inancial Highlights	54
	Our Estimates & Actual Performance	55
	Income & Expenditure	56
	Liabilities	57
	Assets	58
	Key Financial Ratios	59
	Audited Financial Statements	60
A	nnexures	80
	Annexure-1 : Councillor Details	81
	Annexure-2 : List of Staff Vacancies	83
	Annexure-3 : Free Toilets	85
	Annexure-4 : Paid Toilets	85
	Annexure-5 : Water Treatment Plants	86
	Annexure-6 : Garbage Pickup Details	87



WELCOME TO THE CITY OF LAKES – UDAIPUR

The Udaipur Municipal Corporation is entrusted with providing its citizens all infrastructure and services that help create a vibrant city. This Annual Report is intended to provide all stakeholders with an overview of the ongoing projects and programs, plans for the future and our audited financial statements.



Udaipur city had been the capital of Mewar rulers for centuries. Maharana Udai Singh laid the foundation for the city in this fertile valley well-protected by the elevated Aravalli Hills, in 1557 A.D. Located in southern Rajasthan, close to the Gujarat border, the historical city of Udaipur lies separated from the Thar Desert by the Aravalli Hills. Today, it is the administrative headquarters for the District of Udaipur.

Rich in history and a custodian of immense cultural heritage, the city is dotted with a multitude of remnants from its princely past. Having on offer grand palaces,

ancient temples and mesmerising lakes to name a few attractions, makes it one of the most sought after tourist destinations of the country comes as no surprise. Udaipur today is making confident strides towards becoming one of the nation's foremost tourist destination.

Udaipur also has the distinction of being the only city in the country to have both East – West and North-South Corridors of the Golden Quadrilateral Highway project. The city lies on the Golden Quadrilateral National Highway (NH-8), midway between Delhi and Mumbai. It is well connected to major cities of India by land, air and rail.

Quick Facts

<p>Area of Udaipur Municipal Corporation</p> <p>64 Sq KM</p>	<p>Population</p> <p>4,51,100</p>	<p>Density of Population (person per sq. km)</p> <p>7,048</p>	<p>Households</p> <p>94,704</p>
<p>Literacy Rate</p> <p>80%</p>	<p>Sex Ratio</p> <p>925</p>	<p>Geographical Coordinates</p> <p>Latitude Longitude 24.57 73.69</p>	<p>Climate</p> <p>Tropical Three main seasons- summer, monsoon and winter</p>
<p>Average Annual Rainfall</p> <p>637 mm</p>	<p>Wards</p> <p>55</p>	<p>Major Languages Spoken</p> <p>Hindi, Mewari</p>	<p>Floating Population</p> <p>16,000</p>

Source: City Development Plan Udaipur 2041 (CDP) (Spatial limits considered include area under the ULB and the outer growth areas), City Sanitation Plan (CSP)



Statement from Worshipful Mayor



In 2015-16, the City of Udaipur celebrated its selection in the first list of top 20 Cities to be developed as Smart Cities in India. This was an important milestone for both Udaipur and the State of Rajasthan.

This report demonstrates the passion our people have for the city and their commitment to achieve high-level results for the community which bring the vision of vibrant Udaipur to life.

Every year is significant in an organisation as large as the Udaipur Municipal Corporation. The last twelve months have seen us undertake some major steps in our pursuit of the best possible future for our city. One of the most significant milestones for the city has been being selected in the Smart Cities Challenge. This has triggered greater creativity from municipal officials and greater interest and participation from citizens. We are heading towards focused project plans and proposals that will improve quality of life in the city.

Among the top 20 Smart Cities selected, Udaipur stands out as one with inherent potential for 'smart growth'.

As the basic infrastructure is revamped, the city would emerge with an entirely new face. Efficient sanitation and waste disposal would keep the lakes and parks of the city clean. Another important area of development is urban mobility and public transport. The city would be equipped with advanced public transport, providing cheaper and convenient commute. Better infrastructure that includes building of new roads and flyovers will reduce the traffic and present risk of accidents. Infrastructure development will focus on hospitals, educational Institutions and official buildings.

Udaipur is going from strength to strength with huge investments in infrastructure. Not only is our population growing, Udaipur is entering a period of significant technological, economic and ecological change. We must be prepared for this change and the challenges it brings. My aim is to create more efficient, integrated and innovative infrastructure solutions to ensure Udaipur achieves greater heights.

Let us, the citizens of Udaipur equip our minds with realistic and reasonable thoughts and ideas to make the vision of a smart city come true in every aspect and see our darling city transform magnificently. Over a year, a lot occurs in a City, and Udaipur is demonstrating great potential and purpose. We look forward to delivering more to all the citizens of Udaipur. I want to thank the Councillors for their leadership, vision and commitment to the city. Finally, I thank all Udaipur Municipal Corporation employees for the hard work, dedication and passion they have shown in the last year. Although much has been achieved, I look forward to working with the community in the coming years as there is a lot more to be done.

Let's keep the pedal to the metal!

CHANDRA SINGH KOTHARI
Mayor

Festival Calendar



FEBRUARY

Lake Festival - The city is also known as the Venice of the East, has been high on the list of tourists with its serene, beautiful lakes, the magnificent palaces, other heritage landmarks and its unique romantic setting against the backdrop of these lakes. Although these scenic lakes bring in the tourists, they have always been in the background. With this Lake Fest, they now become the center of activities.

The fest holds activities such as boat races, floating markets and light & sound shows.

APRIL & MAY

Gangaur Festival - This festival of maidens and married women, dedicated to Gauri, an incarnation of Goddess Parvati, is celebrated with great enthusiasm and traditional rituals. The festival lasts for 18 days beginning from the day following Holi. Grand processions are taken out along with well decorated and ornamented images of Gauri.

Mewar Festival - The rich tradition and culture of Udaipur finds expression in the pomp and gaiety of this festival. There is a fine display of dances, processions, songs, devotional music and fireworks. The festival welcomes spring. Beautifully dressed women in their best costumes & jewellery walk in processions to the Gangaur Ghat of Lake Pichola.

JULY & AUGUST


Hariyali Amavasya Fair - Hariyali Amavasya Fair is a two-day fair celebrated on the banks of Fateh Sagar Lake. Processions are carried out in Udaipur and Haldighati to commemorate Rana Pratap on Pratap Jayanti. The first day is devoted to women and the other day to men. Even though Hariyali Amavasya Fair is celebrated by both men and women, it is primarily a festival for ladies, where they pray for prosperity for the entire family. During this fair the Municipal corporation organises sweet stalls, jhoolas (children's swings), and boating on the lake.



VISION & MISSION



Vision



A city of lakes that provides for its residents an environmentally friendly, economically vibrant ambience and a variety of opportunities along with sustainable infrastructure that takes care of all its citizens giving equal importance to urban poor of the city.

Mission

Udaipur has a unique setting of beautiful lakes and heritage architecture. While conserving its rich legacy, the city also aims to innovate and adapt to the changing global environment and remain timeless in its appeal. It

will create an urban ecosystem that encourages residents, institutions and businesses to thrive, while also emerging as an attractive destination for visitors from across the world.



















Source : Smart City Proposal (SCP)



MEET YOUR COUNCILLORS



Our Councillors

Name of Parshad	Ward #	Name of Parshad	Ward #
 SHRI ATUL CHANDALIYA	1	 SHRI RAMESH CHANDRA CHANDEL	2
 SHRI KESHARSINGH SISODIYA	3	 SHRI CHANDRASINGH KOTHARI (MAYOR)	4
 SHRI GANPAT LAL SONI	5	 SHRI MOHSIN KHAN	6
 SHRI BABULAL KATARA (BALWANT)	7	 SMT. AABHA AAMETA	8
 SMT. REKHA PALIWAL	9	 SHRI DEVENDRA JAWALIYA	10
 SHRI PANKAJ BHANDARI	11	 SMT. RADHA SALVI	12
 SMT REKHA KUWAR CHAUHAN	13	 SHRI RASHID KHAN	14
 SHRI RAJESH VAIRAGI	15	 SHRI RAJENDRA VASITA	16
 SHRI JAGDISH SUHALKA	17	 SHRI VIJAY PRAJAPAT	18
 SHRI MAHESH TRIVEDI	19	 SHRI SURESH SINGH YADAV	20

The urban institutional set-up in Udaipur is split into various departments responsible for provision, operation and maintenance of urban services and infrastructure. The Udaipur Municipal Corporation (UMC) is the main civic body. The city council was converted into a municipal corporation in 2013. UMC has an area of 64 sq km after the city's expansion, and is divided into 55 wards. The commissioner is the head of the administrative wing. The elected wing consists of Councillors elected by the citizens of UMC for a period of five years headed by a Mayor. A Deputy Mayor assists the Mayor and is elected from amongst the Councillors.








Urban Improvement Trust (UIT) is responsible for overall development of Udaipur. It is responsible for implementation of development plans and infrastructure in the notified UIT areas, which includes both, rural as well as urban areas. In addition to UMC and UIT, there are a number of Line Departments (such as Town Planning, PHED, PWD, Rajasthan Housing Board, RSRTC, Forest












Department, Tourism Department), who are stakeholders in delivery of urban services, and infrastructure development.








The Public Health and Engineering Department (PHED) is responsible for all aspects relating to urban water supply, right from development to operation & maintenance (O & M). PHED is also responsible for the development of a sewerage system while O&M is the responsibility of the respective ULBs. Rajasthan Housing Board is responsible for provision for development of land and houses, new township, land bank etc. The Public Works Department is primarily responsible for construction and maintenance of roads, state government institutions and state government housing in the city.

The corporation council is composed of representatives of each ward headed by Mayor Mr. Chandra Singh Kothari, elected in November 2014.









Name of Parshad	Ward #
 SMT. MIRA KUMARI MEENA	21
 SHRI SATYANARAYAN MOCHI	23
 SHRI GAJESH SHARMA	25
 SHRI LAVDEV BAGRI	27
 SMT. ASHA BORDIYA	29
 SMT. PRAMILA CHAUDHARY	31
 SHRI VENIRAM SALVI	33
 SHRI JAGAT NAGADA	35
 SHRI NANALAL VYA	37
 SHRI TEJENDRA SINGH ROBIN	39
 SHRI PARAS SINGHVAVI	41

Name of Parshad	Ward #
 SHRI JAGDISH MANERIA	22
 SMT. SEEMA SAHU	24
 SHRI RAMESHWARLAL BHATT	26
 SMT. AMITA GAUR	28
 SHRI PRAVIN MARVARI	30
 SHRI KHANCHAND MANGWANI	32
 SMT. HANSA MALI	34
 SHRI OM PRAKASH CHITTORA	36
 SMT. HEMA BHAVSAR	38
 SHRI RAKESH PORVAL	40
 LOKESH DWIVEDI (DEPUTY MAYOR)	42

Name of Parshad	Ward #
 SMT. SAROJ AGRAWAL	43
 SMT. REKHA JAIN	45
 SMT. REHANA GERMANWALA	47
 SHRI SIDDHARTHA SHARMA	49
 SMT. NAMITA TAANK	51
 SHRI LAKSHMAN GAMETI	53
 SHRI BHAGVAN KHAROL	55

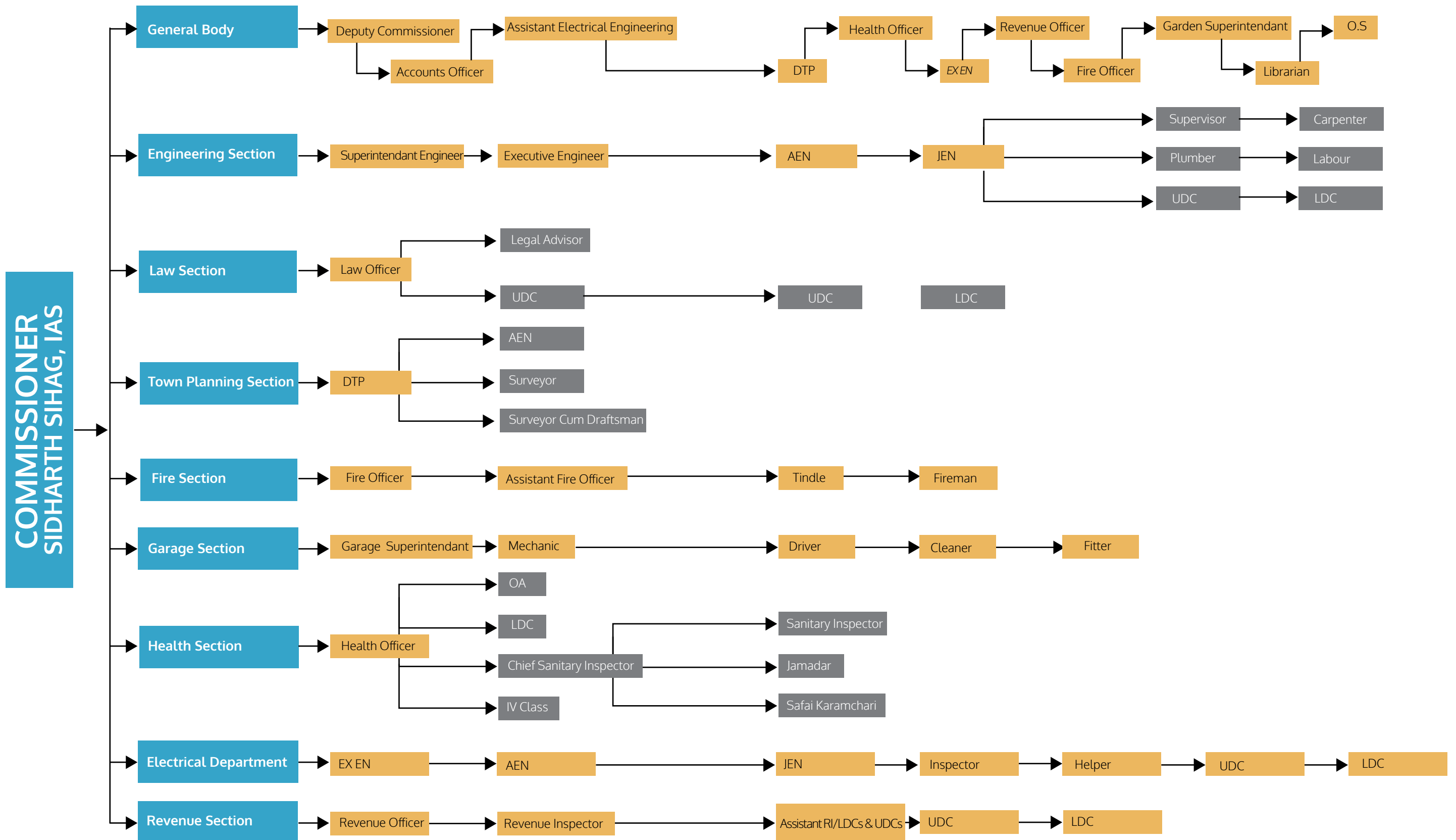
Nominated Councillors

 SHRI SUSHEEL JAIN
 SHRI MAHENDRAPAL SINGH LIKHARI
 SMT. VIJAYALAKSHMI KUMAVATH

Name of Parshad	Ward #
 SMT. NAJMA MEWAFAROSH	44
 SMT. GARIMA PATHAN	46
 SHRI NARENDRA TAANK	48
 SMT. SAPNA KURDIYA	50
 SMT. SHOBHA MEHTA	52
 SMT. MANDAKINI DHYAYBHAI	54

 SHRI DINESH KALYAN
 SHRI HEMENDRA MALAVEEY
 SHRI HARISH CHAWLA

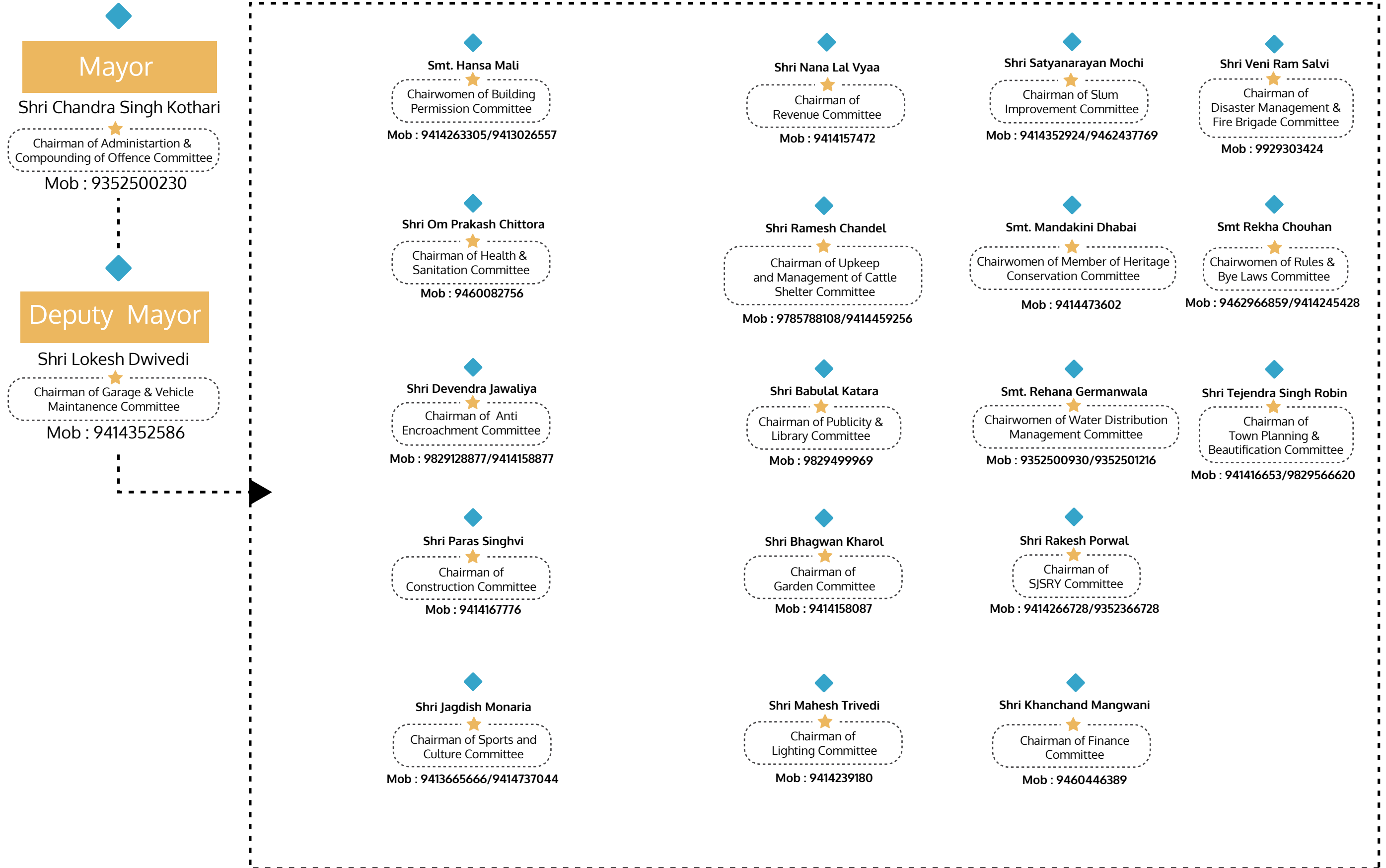
Administrative Organisation Chart



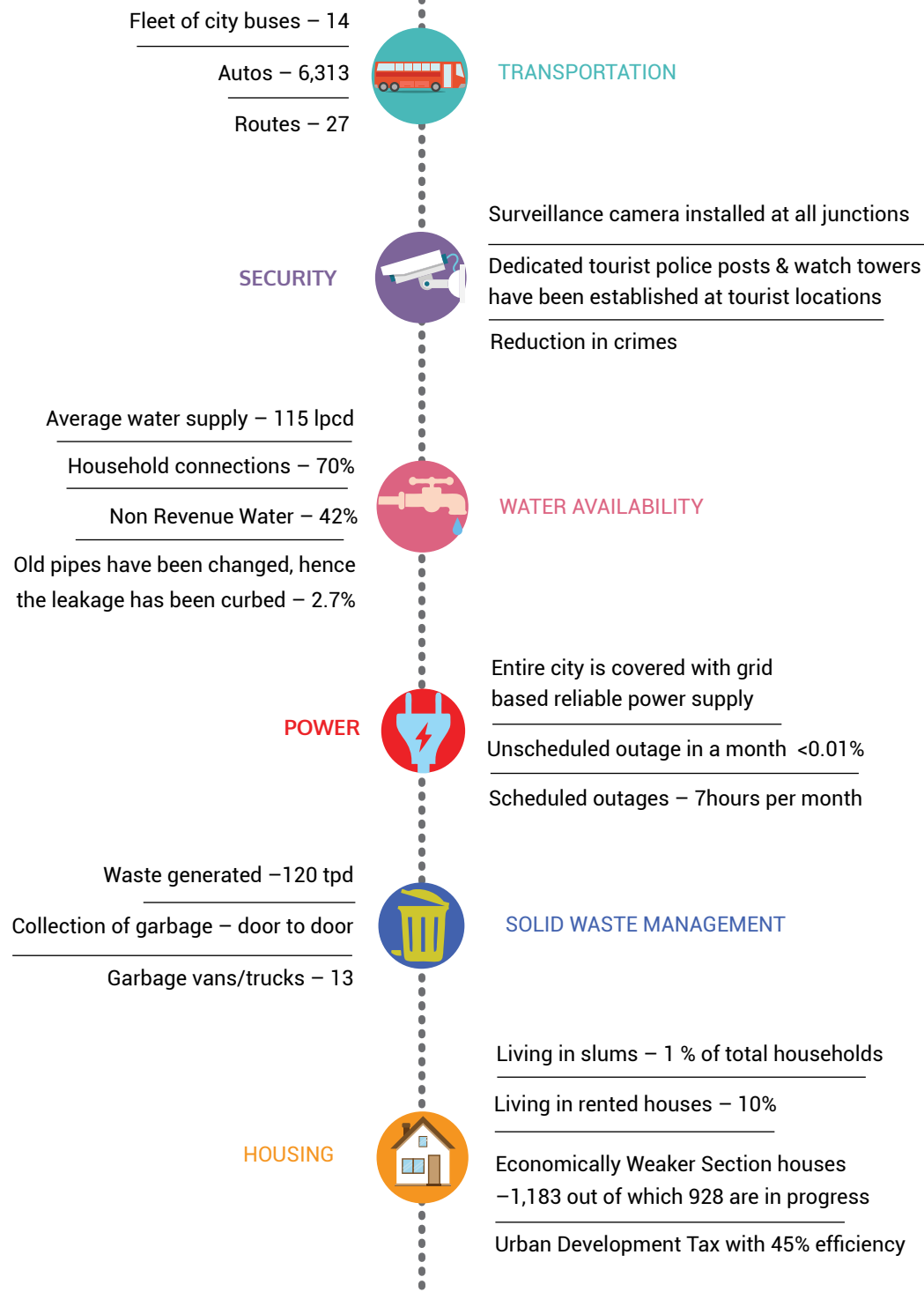
JEN : Junior Engineer | OS : Office Superitendant | DTP : District Town Planner | UDC : Upper Division Clerk
 LDC : Lower Division Clerk | AEN : Assistant Engineer | OA : Office Assistant | EX EN : Executive Engineer
 RI : Revenue Inspector

Source : www.udaipurmc.org

Committees & Their Chairpersons



Quality Of Life



Key Initiatives

BIOMETRIC ATTENDANCE



UMC introduced bio-metric attendance system in August 2015 for all employees and has provided walkie-talkies to field workers for quick response. This has significantly improved performance in their respective areas.

ACTION UDAIPUR



Website & Mobile App for grievance redressal and participatory action by citizens for neighbourhood improvement. You can access the app from www.actionudaipur.com

E-GOVERNANCE TO ENABLE HASSLE FREE ACCESS TO STATUTORY DOCUMENTS



Urban Development Tax payable can be viewed on UMC website. Issuance of birth and death certificates are now administered online at district government hospitals. E-tendering is done through State Government portal www.eproc.rajasthan.gov.in. 95 services can be accessed by citizens through 157 fully functional e-mitra kiosks across the city

DASHBOARDS THAT INTEGRATE ANALYTICS AND VISUALIZATION OF DATA



UMC has an online dash-board for monitoring Solid Waste Management and biometric attendance. The system provides real-time data through GPS installed in waste collection trucks. The information includes real-time position of trucks, daily-travel and trip schedules, contacts of driver and length travelled, etc.



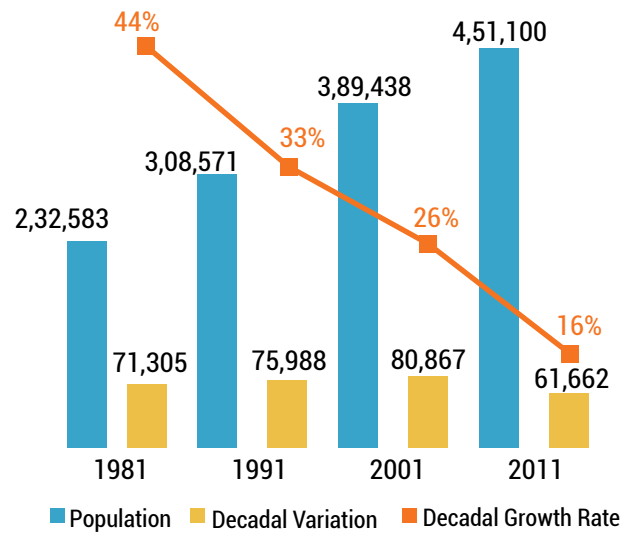
MANAGEMENT DISCUSSION & ANALYSIS

Demographic Highlights

Rajasthan has a higher proportion of people living in rural areas as compared to urban areas.

As per census 2011, Udaipur City has a population of 451,100. Bedla, Baragoan, Bhuwana and Bicchri have been classified as towns in 2011, while these were categorized as villages in 2001. There has been a drastic change in the decadal growth.

Population density has decreased from 10,525 persons per sq km to 7,048 persons per sq km. This is due to the inclusion of census towns in 2011. However, density in core city is 7,048 persons per sq kms whereas density in census towns is 1,515 persons per sq km.



Source : CDP

Udaipur is the growth engine of Rajasthan. There is always a floating population due to tourism. The city has witnessed 34% rural to urban and 49% urban to urban migration.

Households - The number of households is 94,704 in 2011 as compared to 78,557 in 2001, a 21% growth over the decade.

Literacy rate - According to the 2011 census, literacy rate in the city is 80%, the literacy among Men was 84% and literacy among Women 76%. As compared to 2001, the overall literacy rate has increased with improvement in male and female literacy rate. According to census 2011, Udaipur Municipal Corporation's literacy rate is higher than the district (61%) and state (66%).

Sex Ratio - Sex ratio has improved significantly over the decades in UMC, from 844 in 1981 to 925 in 2011. This indicates a healthy gender composition in the city

Economic Highlights

The economic outlook of Udaipur is positive, with tourism being the center of attraction, growing at over 15% -20% over the last few decades, which is faster than any other city in Rajasthan. Udaipur is also a hub for start-up companies, industries and educational institutions.

Udaipur has a diversified economic base. It is the headquarters of five cities of the division. Udaipur serves as the host to many state and regional public offices. Significant contribution comes from tourism, trade and commerce. Udaipur is a major hub for education, with one of the most prestigious institutes for management studies situated in Udaipur-Indian Institute of Management-Udaipur.

Udaipur being rich in minerals, has been instrumental in the formation of Rajasthan State Mines and Mineral Corporation Limited. Most of the industries are situated near the railway station, primarily associated with metals, automobiles, stone grinding and auto repair shops. There are totally 14,678 commercial establishments in the city (2011).

Economic activities can be broadly classified into the following major categories:

- i. Tourism
- ii. Commerce and Industrial
- iii. Administration and Trade
- iv. Agriculture
- v. Education

Tourism :

Udaipur abounds in places of tourist interest like lakes Pichola, Fatehsagar, City Palace, Lake Palace, Jag Mandir, Sajjangarh, and Shilp gram. The city receives the fourth-largest number of tourists in Rajasthan following Mount Abu, Jaipur and Pushkar. Tourism has been growing at 15-20% over the decades.



Source : Theme paper on smart cities by IIDC Ltd.

Commerce and Industrial sectors:

Udaipur serves as a market center for the other towns and regions in and around Udaipur. The city has wholesale markets for all commodities ranging from food grains to building materials. Krishi Upaj Mandi is a centralized wholesale market for grains. The major trade areas are around Chetak Circle, Jagdish Temple Street, Hathi Pole, Bada Bazaar and Lake Palace Road. Udaipur is well connected through rail and road and is an important trade centre.

Post the formation of Rajasthan State Mines and Mineral Corporation Limited, mineral based industries started developing in Udaipur. On the basis of the development in the industrial sector, Udaipur is considered to be one of the leading districts of the state. This is due to the fact that it is well connected through rail and road from all important trade centres of the state as well as the country. There are around 14,678 commercial establishments in the city as on 2011 and most of these are associated with metals, automobiles, stone grinding and auto repair workshops.

Sl #	Category of Industries	# of Units	Employment #
1	Agro	1,602	6,300
2	Beverages and Tobacco	2	43
3	Textile other than handloom	3,055	6,471
4	Handloom	45	351
5	Wooden	2,605	6,532
6	Paper	82	963
7	Rubber, plastic, petroleum and chemical	769	8,945
8	Leather	2,287	4,563
9	Mineral	2,402	20,627
10	Basic metal and non-ferrous metal	1,267	6,254
11	Machinery and machine tools	221	2,475
12	Electrical appliances	55	1,889
13	Transport and equipment	4	42
14	Service and repair	3,255	13,927
15	Miscellaneous manufacturing industry	476	1,997
	TOTAL	18,127	81,379

Source : CDP



Education :

Udaipur is also an educational hub with 3 universities, 6 colleges and more than 160 high schools. This also includes the prestigious Indian Institute of Management (IIM). Higher education is rapidly growing at the rate of 50% and medical institutions at 35% annually.

The first Eco-Cultural entrepreneur centre and Business Incubator is being set up in Udaipur under the collaboration of Janardan Rai Nagar Rajasthan Vidyapeeth University (RVU) and Big Medicine Charitable Trust (BMCT). This is a UNESCO-endorsed grassroots entrepreneurship centre to help Udaipurians turn their artistic gifts, inventive ideas and/or environmental concerns into creative sustainable livelihoods. Udaipur is also not behind in encouraging its many budding entrepreneurs by hosting the first of its kind pioneering Start-up fest in February of 2016.

Real Estate :

The city has undergone speedy growth in tourism which is propelling the increase in property prices and real estate activities. The residential area has increased from 49% in the City Master Plan 2022 to 56% of the total area in the proposed City Master Plan 2032.

City Master Plan :

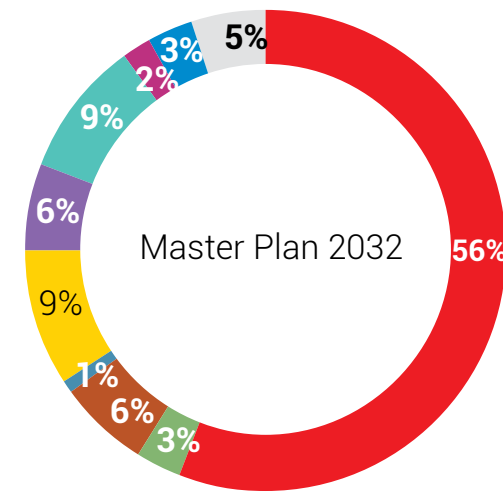
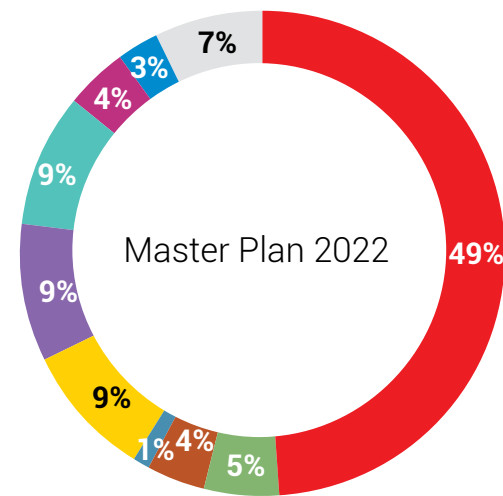
The first city master plan was prepared for a 20 year period ending 1996. The Master Plan, 1976-96 had proposed a land use pattern, whereby 5,512 ha area was demarcated as urbanizable. It has proposed 4,153 hectares as developed area. 47.6% was allocated for residential use, 13.6% under circulation, 14.1% for public and semi-public use, 10.5% for industrial, 5 percent for commercial, and 1.2% for governmental. The plan was subsequently revised and a new master plan for the year 2001-2022 was prepared. The Master Plan, 2001 proposed a land use distribution of developed area in between; 37.42% was allocated for residential use, 18.8% for transportation, 12.3% for public and semipublic use, 10.5% for industrial, 3.82%for commercial, 25.41% for recreational, and 1.2%for governmental.

The key planning parameters for the master plan of Udaipur:

Details	Master plan 2022	Master plan 2032
Projected population (lakh)	8.30	10.02
Total area covered	10,999 (including Municipal area + 62 villages)	20,012 (including Municipal area + 121 villages)
Planning Zones	6	9
% of developed area	86	89.75

Land use pattern as per the City Master Plan :

The residential area is projected to go up from 49% to 56%. Water bodies have decreased from 7% to 5% of the total area.



- Source : CDP
- Residential
 - Commercial
 - Industrial
 - Institutional/Government
 - Entertainment/Recreation
 - Public/Semi Public
 - Circulation
 - Government Reserved
 - Agriculture/Forest

Udaipur emerging as a StartUp Hub

UDAIPUR STARTUP FEST



celebrating the spirit of entrepreneurship

Recently, we had witnessed the first of its kind pioneering event, Udaipur Start-up Fest on February 6th, 2016 at Udaipur Chamber of Commerce & Industries. It was organized by RIICO (Rajasthan State Industrial Development and Investment Corporation).

Startups, Mentors and Investors joined hands to honor entrepreneurship in the most fitting manner. More than 100 Startups, 10 to 15 angels and venture capital investors, 30 mentors, Start-up coaches and 20 speakers came together at the fest.

100+
STARTUPS

15+
INVESTORS

30+
MENTORS

20+
SPEAKERS



Administrative Highlights

We have taken steps to clear all approvals and address complaints received to the best of our abilities.

We have addressed and resolved ~93% of the complaints lodged across departments. The resolution rates for both health and light sections is high.

S. No.	Department	Received	Solved	Remaining
1	Health Section	1,926	1,862	64
2	Light Section	4,061	4,061	0
3	Garden Section	42	12	30
4	Civil Section	424	46	378
Total		6,453	5,981	472

Bhamashah Yojna for financial inclusion and empowerment of women was introduced in 2008, wherein, around 50 lakh women were enrolled and 29 lakh accounts opened. Bhamashah Scheme, an end-to-end service delivery platform to transfer cash and non-cash benefit to the targeted beneficiaries in a transparent manner. It was re-launched in the year 2014 with broader scope.

The Scheme is a family-based program of financial inclusion, where each family is issued a 'Bhamashah Card'. The Card is linked to a bank account that is in the name of lady of the house who is the head of the family. The card leverages bio-metric identification and core banking. Multiple cash benefits would be accessed through the Bhamashah Card and will be directly transferred to bank accounts of the beneficiaries. Non-cash benefits would be given directly to entitled beneficiaries. It is a one of its kind scheme where all benefits are routed through Bhamashah Scheme.

One of the key uses of Bhamashah resident data hub is for 'Seeding' and 'Cleaning' of legacy departmental databases. Seeding is the process of incorporating Bhamashah ID, Aadhaar number and bank account detail of the resident in a scheme / department database. This ensures that all legacy departmental applications leverage Bhamashah data for transfers. This also enables validation using Aadhaar infrastructure.

Status of the seeding work

Under this scheme, 61,917 cards have been nominated in all the 55 wards. 49,196 individual cards and 46,821 family cards have been received, out of which 45,051 individual cards, and 44,721 family cards have been distributed.

SWOT Analysis

STRENGTHS

- ◆ Udaipur is a world renowned tourist city, with tourism being the main economic driver providing employment to a majority of the population.
- ◆ 13% of mineral and stone based industries of the State are located in this division which generates significant revenue.
- ◆ The city presents a model partnership with industry: Hindustan Zinc Limited (HZL) has established a 20 MLD STP to treat waste water and use recycled water for industrial purpose, while simultaneously helping to recharge ground water.
- ◆ The Municipal Corporation is not only debt free, but it has strong reserves as well.
- ◆ Highest literate population in comparison to other urban areas

WEAKNESS

- ◆ Less than adequate sewerage and solid waste management leading to land, water and air pollution.
- ◆ Lack in proper heritage management.
- ◆ Absence of broad gauge connectivity to the city affecting industrial, commercial and tourism growth.
- ◆ Lack of efficient City Bus Service and ineffective traffic management.
- ◆ Underdeveloped air, rail and road transport to and from the city

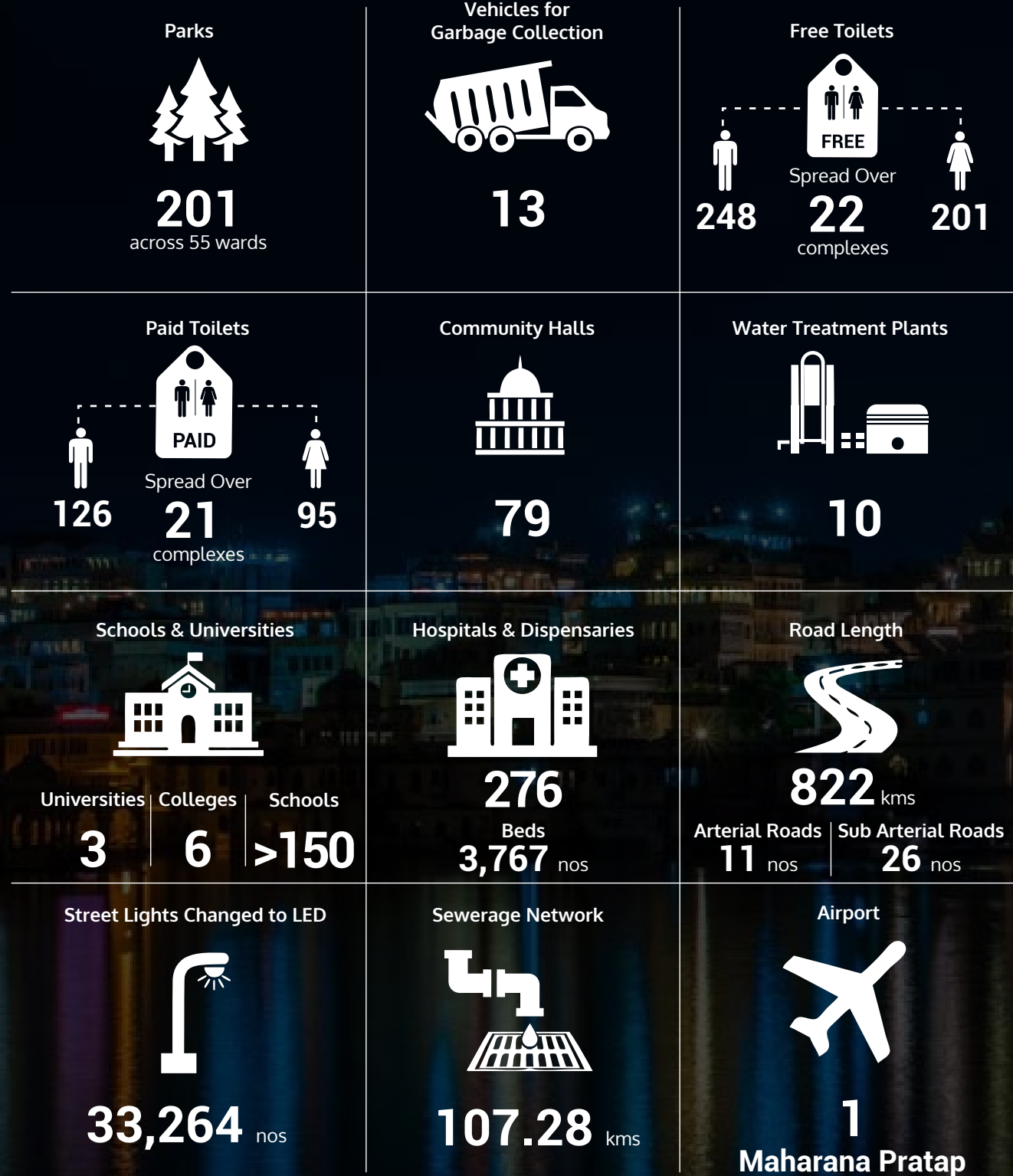
OPPORTUNITIES

- ◆ Increase of tourist inflow through improving air, rail and road transport.
- ◆ Reducing carbon footprint, and introducing a large circuit of city bus service.
- ◆ Promoting use of renewable solar energy and thus reduce dependence on grid based power supply, and reduce carbon footprints.
- ◆ Improvement in sewage and sanitation network, and thus reducing pollution level.
- ◆ Improvement of ICT application.
- ◆ Conserving heritage sites.
- ◆ Comprehensive Traffic Management.

THREATS

- ◆ Increasing levels of water and air pollution
- ◆ Loss of heritage architecture/ buildings due to commercial pressures.
- ◆ Depletion of resources like marble and other minerals due to lack of resource management and overuse.

Civic Amenities Available



Source : CDP, Crisil Rating Report

Infrastructure Highlights

With Udaipur being selected as one of the cities for the SMART CITY CHALLENGE, the focus has been on improving quality of life through sustainable and inclusive development.

S. No	Urban Infrastructure Service	Planning and Design	Construction/ Implementation	Organisation and Management	Policy Making	Regulation
1	Water supply	PHED	PHED	PHED	GoR	PHED
2	Sewerage	UIT/PHE D/UMC	UIT/PHED	UIT/UMC	GoR	UIT
3	Solid Waste Management Drainage	UMC	UMC	UMC	GoR	UMC
4	Urban Transport	UMC RSRTC	UMC RSRTC	UMC	GoR	UMC
5	Street Lighting	UMC UIT	UMC UIT	UMC UIT	GoR	UMC UIT
6	Environment Protection	RPCB	RPCB	RPCB	GoR MoEF	RPCB
7	Urban Poor Settlements	UMC UIT	UMC UIT	UMC UIT	GoR GoI	UMC UIT

GoI = Government of India GoR = Government of Rajasthan ; MoEF = Ministry of Environment, Forest and Climate Change ; O&M = Operation and Maintenance; PHED = Public Health and Engineering Department ; RPCB = Rajasthan Pollution Control Board ; RSRTC = Rajasthan State Road Transport Corporation ; UIT = Urban Improvement Trust; UMC = Udaipur Municipal Corporation ; PWD = Public Works Department
RUIFDCO = Rajasthan Urban Infrastructure Finance & Development Corporation

Solid Waste Management

The UMC has 13 vehicles to collect solid waste from designated areas in the city at predetermined intervals (detailed in Annexure). The UMC is working to increase the efficacy in the system of the door to door collection of garbage.



Source : CSP

Parameters	Units	Details
Solid waste generated	Tonnes per day (TPD)	120
Average collection	TPD	120
Door to door collection	%	20%
Segregation at source	%	No
Area coverage of sweeping	%	100%
Population coverage of sweeping	%	100%
Total collection of waste from collection points	TPD	120

Source : Crisil Rating Report



Source : CSP

Storm water and road side drainage

The Ayad River and its tributaries drain Udaipur City. The Kotra River, one of the biggest tributaries of Ayad, commands an extensive catchment area in the south western part of the city. Most of the rainwater in Lotra river pour into Pichola Lake and enter Ayad river through Swaroop Sagar Lake and Gumania drain. In general,


undulating topography and extensive number of water bodies helps the storm water to drain and no water logging issues are experienced.

Most of the existing city roads have lined drains alongside and most part of the area run-off is discharged into the Ayad river.

Sl. #	Parameters	Units	Details
1	Ratio of drainage network to roads	Times	13.24%
2	Flood prone area of the ULB	No.	6

Source : Crisil Rating Report

Sewerage system



UMC plans to undertake a project worth Rs 250 crores for setting up sewerage network and a sewerage treatment plant. This will improve the service delivery to a significant extent.

Parameters	Details
Sewerage generation	61 MLD
Total length of network	107.28 KM
Area covered by the network	7.4 KM
Area covered by the network	20.3%
Population covered	34.69%
Sewerage processing capacity	20 MLD
Sewerage treated	20 MLD

Source : Crisil Rating Report



Street lighting

In its bid to improve on electricity consumption and efficiency, and under the AMRUT mission, UMC has converted many of its older lights to LED, and has entered into agreement with EEESL for conversion of street lights to LED across the city. For the year 2015-16, UMC has changed 33,264 to LED lights.

Water Supply Statistics

Sl #	Indicator	Details
	Existing distribution system length	400 KM
	Coverage	80%
	Total Water Extracted	83.45 mld
	Total Water Supplied	66.76 mld
	Leakage (20%)	16.69 mld


Source : CSP

Types of connections:

Sl #	Type	Connection	Tariff for 0-15KL (Rs/lt)
1	Domestic	87,568	1.56
2	Commercial	6,280	4.68
3	Industrial	602	11.00

Source : CSP

Sources of Water :



Source : CSP

Udaipur Municipal Corporation:

Sl #	Type	Connection
Supply Covered Area	51 Sq Km	80%
Uncovered Area	13 Sq Km	20%
Length of Network	400 KM	

Source : CSP

Swachh Bharat Mission



Swachh Bharat Abhiyan is a campaign which was launched on 2nd October 2014. It is a national campaign, covering 4,041 statutory cities and towns.

The government is aiming to achieve an Open Defecation Free India by 2nd October 2019, the 150th anniversary of the birth of Mahatma Gandhi, by constructing 12 million toilets in rural India, at a projected cost of Rs 1.96 lakh crore (US\$30 billion)

Sector	Description	Status
Sanitation Individual Toilets	Total 1989 forms were received for individual toilets out of which 1386 are completed and 303 are to be constructed	Ongoing
Community Toilets	Community toilets at Nagar Nigam, Goverdhan Sagar, Allu factory and Lal Magri	Ongoing
Solid Waste Management	Solid Waste Processing plant under tender	Ongoing
	Material recovery facility plant to be constructed	Ongoing
	Scientific capping of Titardi dumpsite	Proposed



Atal Mission for Rejuvenation and Urban Transportation (AMRUT)

AMRUT's mission is to provide basic services to households and build amenities in cities which will improve the quality of life for all, especially the poor and the disadvantaged.

The purpose of AMRUT is to:

- i. ensure that every household has access to a tap with assured supply of water and a sewerage connection;
- ii. increase the amenity value of cities by developing greenery and well maintained open spaces;
- iii. reduce pollution by switching to public transport or constructing facilities for non-motorized transport.

Earlier, the Ministry of Urban Development (MoUD) used to give project-by-project sanctions. In the AMRUT, this has been replaced by approval of the State Annual Action Plan once a year by the MoUD and the States have to give project sanctions and approval from their end. In its effort to provide the best services to its citizens, Rajasthan became the first state to submit its Annual Action Plan to AMRUT.

The following is the status of AMRUT projects: (Source: PPT on committee meeting w.r.t Nigam works shared by UMC)

Sector	Description	Amount (Rs. cr)	Status
Storm water drains	Storm water drains in the vicinity of Udaipole bus stand area and nearby residential colonies to prevent water logging	11.5	Ongoing
Sewerage Phase 1	Sewerage network to be constructed covering: 1. Fatehpura circle to Sukhadia Circle and nearby areas 2. Pachwati Circle to Chetak Circle nearby areas 3. Area between Chetak Circle to Hathipol 4. Chetak circle to shashtri circle and upto Ayad river 5. Shastri circle to Surajpole	75	Ongoing
Phase 2	Construction of 3 decentralised Sewerage Treatment Plants of 25, 10 and 5 MLD	304	Ongoing
Others Green Space	Delevopemnt of green space at Govardhan Sagar	3.77	Ongoing
Public Transport	Procurement of buses for the city	6.54	Ongoing

Impact: 84.7 KM of sewer lines will be laid covering 15,102 households

The Mission mandates a set of 11 reforms which have to be implemented by all states and 500 mission cities within a period of 4 years. If State is able to implement reforms successfully, 10% additional funds will be provided by GoI as incentive.

Buses to be procured with reform incentive:

Bus Type	Seats	# of Buses
City Bus, Big Bus Low Floor Buses	44	10
Midi Bus, Low Floor	25	12
Midi Bus, Low Floor Hip-Hop services	25	5

Source : <http://urban.rajasthan.gov.in/content/raj/udh/rudsico/en/sectors-programmes/amrut.html>

Households

Sl #	Indicator	#	
1	Households	94,704	
2	No. of household with no toilets	5,610	
3	No. of free public toilets	Men 248 Women 201	
4	No. of paid public toilets	Men 126 Women 95	

Source : Crisil Rating Report, CSP

Total 1989 applications were received for individual toilets out of which 1386 are completed and 303 are to be constructed 4-community toilets (Nagar Nigam, Goverdhan Sagar, Allu Factory, Lal Magri) are almost completed. 1-toilet is under process, tender to be opened on 17/4/17.

There is a Solid Waste processing plant under tender process.

Other Infrastructure Projects

Sector	Description	Amount (Rs. cr)	Long term outcomes	Status
Buildings	Construction of Residential Flats at Ashok Nagar in two phases	4.27	Provide ample open space behind the Town hall building	Ongoing
	Construction of Auditorium at Sector 4		Social welfare of population that resides in the Hiranmagri Area	Ongoing
	Library	0.2	Renovation and conservation	Ongoing
Roads and Bridges	Construction of a bridge over River Ayad	5.63	Two lanes will be available to both sides of traffic to ease traffic congestion	Ongoing
	Construction of a bridge parallel to Diaji ka Pulia		Facilitate the traffic congestion inside the main tourist area	Proposal Prepared
	Development of Main road in Hiranmagri		Improvement of one of the major roads situated in the City of Udaipur	Planning under progress
Others	Development of Chopati at Swaroop Sagar	NA		Under Process of Tendering
	Development of Gulab Bagh by providing fencing, construction of retention wall, installation of playing equipment etc	0.52	Improvement of one of the major parks situated in the heart of Udaipur City	Ongoing

Pradhan Mantri Awas Yojana



Sector	Description	Cost (Rs in Crores)	Status		
Housing Affordable housing	# of Houses		117	Ongoing	
	EWS	LIG			Total
	848	584			1,432

EWS : Economically Weaker Section

LIG : Lower Income Group



SMART CITY UDAIPUR



Statement by the Superintendent Engineer



Udaipur city has always been a city made up of an ever-growing, ever-shifting landscape of cultures, backgrounds and lifestyles. It is the energy behind the successful progressive steps that make Udaipur a centre of wealth, job opportunities and sustainability.

Our vision of how Udaipur will grow is clear. It's the reason we took "The Smart Cities Challenge" as the city's number one priority in becoming a sustainable, connected community.

This is an exciting time to be in Udaipur, as it's quickly becoming one of the best places to live in Rajasthan. I'm happy to report that our city is stronger than it was earlier and it's growing stronger by the day.

Overall, 2015-16 was a vibrant year for our city, especially in terms of winning a smart city challenge and economic growth. As Udaipur is a tourist destination and during the citizen engagement for the preparation of Smart City Proposal (SCP), 44% residents and stakeholders voted for picking tourism development as a focus area to be developed as a smart city. The wall city area is core of tourism and thus has been taken under Area Based Development (ABD).

The complete infrastructure development under ABD, includes rehabilitation of existing old and damaged sewerage system by pipe bursting/CIPP technology with laying of new sewerage line by trenchless technology, 24X7 water supply, underground power cabling, cobbled pathway at some important heritage walk, conservation of heritage buildings, relaying of road and the implementation of smart compounds like parking, vehicle tracking system (VTS), Wi-Fi spots by laying Optical Fibre Cable etc.

Udaipur is the city of lakes, and with rehabilitation of sewerage system, it will help in stopping the contamination running into the lakes and will keep Udaipur lakes clean. Installation of water quality monitor are also part of Smart City Mission. As an overall impact of Smart City Mission, it will help Udaipur to trigger it's tourist inflow along with ensuring the well-being of residents of Udaipur.

On a larger note, Smart City Projects under Pan City solutions, would be covering the projects outside ABD area and implementation in whole city.

Though, slight uneasiness will be faced by residents during the execution of the projects, and needless to mention that appropriate measure will be taken with timely communication and regular meetings in the community.

Thank you to all the citizens of Udaipur who made 2015-16 such a remarkable year and to everyone who is dedicated to building an even brighter future for our great city.

Arun Vyas
Superintendent Engineer

Smart City Highlights

The Smart City Mission was launched by Hon'ble Prime Minister of India in June 2015, for the period of five years (2015-2020). The Government of India has granted a sum of Rs. 100 Cr. per city.

Selection of Cities was done through a competition after evaluation of the Smart City Proposals (SCP) prepared through citizen consultation by the Cities using a panel of experts put in place by Ministry of Urban Development, Government of India.

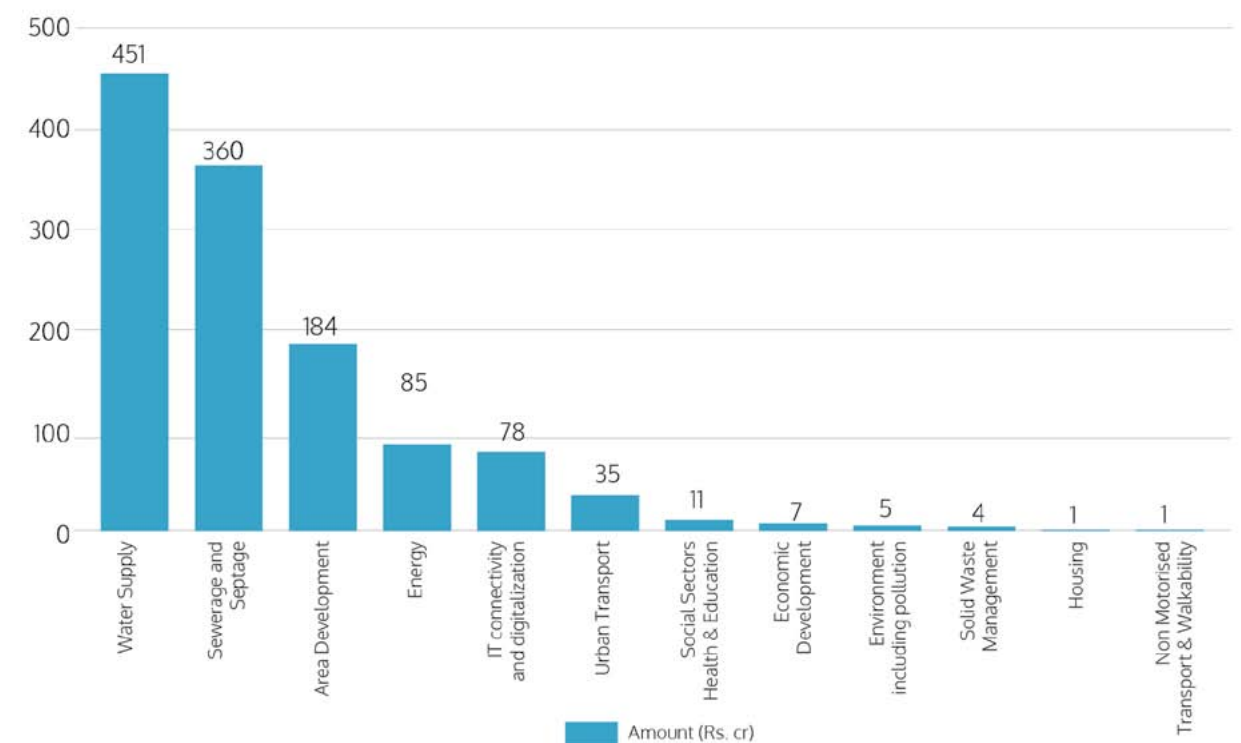
- Total investment plan approved by MoUD for Udaipur is Rs 1221 Cr
- The Special Purpose Vehicle for Udaipur namely Udaipur Smart City Ltd (USCL) incorporated under the Company's Act 2013
- M/s Eptisa Services SL (Spanish Company) for Udaipur appointed as the Project Management Consultants
- Area-Based Proposal under the project covers 828 acres (or 3.4 sq km) in the Old City, with a road network of 85 km, comprising 18 of the total 55 wards under the UMC

Citizen consultation, which is the life blood of this plan unanimously agrees that tourism should be central to the cities economy, emerging as the key driver of growth and financial capital. The strategy would be to introduce modern civic amenities while preserving and strengthening the traditional heritage of the city to maintain its appeal for national and international tourists.

In the next 5-10 years, the maximum developmental impact will be achieved through transformation of walled city and its adjoining lakes under the Smart City Mission.

This retrofitting of walled city with modern infrastructure and simultaneously overhauling the utility service delivery of the entire city with smart infrastructure should transform the city and accelerate its evolution into a Smart City.

Projects being undertaken for Smart Cities Mission



Smart City Partners/ Hand-Holding Agencies



Sector	Amount (Rs. cr)	Type of projects	Long term outcomes
Area Development	184	Land restoration, Adventure Park, Heritage and façade conservation of buildings, Implementation of a City Gas Distribution System	Preservation of ecosystems and open spaces, Boost to local identity and economy, Reliability of power supply, Mixed land use and compactness, Transportation and mobility
Economic Development	7	Setting up of vocation zones, Development of a Research Center and Institute for Innovation, Promotion of art and culture	Mixed land use, Citizen friendly and cost-effective governance and public services, Boost to local identity and economy
Energy	85	Installation of solar roof tops, Development of an offsite solar farm	Reduced dependence on and conservation of energy from conventional sources
Environment including pollution	5	Ayad River Front Development in Convergence Mode, Creating rooftop gardens, landscaping	Preservation of ecosystems and open spaces
Housing	1	Development of Night Shelters	Improved living conditions for the urban poor
IT connectivity and digitalization	78	Smart Transportation Facilities, Smart Card Common City Payments System for Udaipur, Hardware and Software Procurement for e-Governance, Construction of Control and Command centre Building, Development of new and improvement of existing IT infrastructure	Citizen friendly and cost-effective governance and public services, Improved safety and security of citizens, particularly vulnerable groups (women, children and elders), Transportation and mobility
Non Motorised Transport and Walkability	1	Cycle Sharing, Development of cycle stand	Reduced pollution
Sewerage and Septage	360	Providing, Laying, Jointing, Testing and Commissioning of Sewer System and all ancillary works in AMRUT Phase -II Area	Improved sanitation condition
Social Sectors Health and Education	11	Senior citizen helpline, Setting up Smart Class Rooms in Government Schools of walled City Area Udaipur, Upgradation of existing health centres	Improved health and education services
Solid Waste Management	4	Implementation of Solid Waste Management System, Purchase of Auto Tipplers	Improved sanitation condition
Urban Transport	35	Procurement of Buses, System of Smart Infrastructure at traffic signals and bus shelters, GPS Enablement of buses, Development of Road Accident Analysis System, Retrofitting autos with CNG	Transportation and mobility
Water Supply	451	Comprehensive water supply infrastructure and water quality monitoring system	Assured water supply
Grand Total	1,221		

1. Capacity Building Project on Low Carbon and Climate Resilient City Development:

- In collaboration with Switzerland based South Pole Group Ltd, Econcept Ltd. and India based ICLEI – Local Governments for Sustainability, South Asia, with ICLEI – South Asia Other Partners include ICICI Bank, PS Wisdom and FICCI.
- End objective is to reduce greenhouse gas emissions in Udaipur thus enhancing resilience to climate change and mainstream climate change mitigation and adaptation into development policies at the city level. Also, to support the city authorities in the formulation and implementation of integrated action plans and measures across priority sectors and share experiences with other cities in developing and emerging countries.

2. Yes Bank partners with Smart Cities for e-payments

- Yes Bank has collaborated with Udaipur to offer payment related solutions for smart city initiatives. The bank hopes to build new relationships and get revenue as well with these new associations. Yes Bank will provide payment solutions for transport services, civic services and utilities etc in the city.

- The bank has already started providing such solutions and it will start RuPay Card Payment for government services soon.
- The larger idea is to get all the payments including commuting, grocery, shopping, entertainment, school and college fees, medicines, insurance, travel bookings, utility and bills into the mould of e-payments.

3. Royal Danish Embassy, Innovation Centre Denmark and The East Asiatic Company Foundation

In 2015, Udaipur was considered for a fact finding mission, undertaken by Royal Danish Embassy/ Innovation Centre Denmark. It was chosen after considering a number of parameters such as the size, potential opportunities for Danish companies (focus on clean water and lakes) etc.


Smart City Infrastructure

Sl #	Smart Infrastructure	Detail	Example
1	Supervisory Control and Data Acquisition (SCADA) System for Water Supply	Udaipur is functioning with traditional water supply without any automation. To improve the efficiency of the system, SCADA is proposed for 10 Water Treatment Plants and Continuous Water Reclaims. OHTs and Ground Level Storage Reservoir will also be connected to SCADA.	<p>Simple SCADA system with single computer</p>
2	Automatic meter reading (AMR) Water Meters	Presently, even though 100% of water connections are metered, due to non-functional meters, the cost recovery is at only 18%. To improve billing efficiency and to reduce losses at individual house level, all water connections shall be connected to AMR meters.	
3	Leakage detection in Water Supply	In order to reduce non-revenue water in Udaipur to 20%, it is proposed to install 16 systems with 20 loggers each, covering the entire distribution system to identify leaks in water supply.	
4	Smart Energy Meters	To enable two way communication, existing meters are to be replaced with smart meters connected to SCADA to enable two way communication between the control centre and consumers.	
5	Manhole Monitoring System	One third of all manholes within the walled city area are to be connected with sensors which will alert authorities in case of overflow.	
6	Smart Parking Solutions	On account of limited parking available in congested areas, it is proposed to develop new parking lots with smart sensors which will indicate availability of parking.	


Sl #	Smart Infrastructure	Detail	Example
7	Cameras	Cameras are proposed to be installed at important places which will help improve safety and security.	
8	Wi-Fi Hot Spot	These are proposed in locations which will help tourists and residents to access internet.	
9	Water Monitoring Probes	Real-time water monitoring probes to be installed at Pichola Lake.	
10	Health and Water ATMs	Installation of these ATMs is intended to ensure 24x7 access to health and water. Generic medicines will be able to be taken from these ATMs with the help of paramedic staff during off-OPD hours.	
11	Variable Message Sign	This will enable real-time display of information across the city.	



AWARDS & APPRECIATION



UDAIPUR IN THE LIST OF WORLD'S TOP 10 CULTURALLY RICH CITIES



Being the only Indian city to feature in US magazine Travel + Leisure Asia's best 10 cities



BEST TRAVEL CITY - UDAIPUR



E-governance award given to district collector Mr Rohit Gupta IAS, for successful launch of Action Udaipur Mobile App at the state level. He was felicitated by Chief Minister Ms Vasundhara Raje.



SKOCH order of merit for qualifying in India's best governance projects - 2014



A CHIEVEMENTS



SELECTION AS SMART CITY

Udaipur was selected as one of the first 20 smart cities of India in January 2016. With this recognition, Udaipur will be developed under various categories like transport, water supply, sewerage and sanitation to name a few.



UDAIPUR HAS BEEN NAMED THE CITY HOSTING BEST HOTELS IN INDIA

"Historic Mewar capital of Udaipur leads the list of top destinations in India," revealed by Trivago's Reputation Ranking. The ranking is based on over 82 million reviews compiled by the site from over 200 online booking websites. The ranking only contains hotels with over 60 reviews and cities with over 30 hotels.

PASSPORT KENDRA

A new Passport Seva Kendra became a reality. Udaipur had a passport kendra earlier which was shifted to Jodhpur and since then large number of residents from entire division, had to travel to Jodhpur or Jaipur for passport application which can now be avoided.



ADVANTAGE UDAIPUR

Advantage Udaipur as a concept has identified a direction that the progressive businesses of the city need to work on. Creating an identity for the city, building on its already recognized tourist destination presence globally is what the initiative is all about. The core members of the group have already taken an initiative and discussed the concept with a few industry leaders in the city including members of the Udaipur Chamber of Commerce. The concept has been welcomed by the corporate world and the group now envisages a formal structure with enhanced participation and enthusiasm.



UDAIPUR AIRPORT

As a major expansion in connectivity for Udaipur with other major airports, from 2015, Indigo Airlines has launched new daily non-stop flights to Udaipur -- from New Delhi and Mumbai to cater to the growing air travel demand and Udaipur airport witnessed one of the highest jumps in air passenger traffic growth rate in the country. With 60% increase over one million passengers travelled from the city.


IIM, UDAIPUR

In 2016, IIMU ranked 5th among Indian Management Schools by National Institutional Ranking Framework IIMU rated among top 5 Indian Business Schools based on research published in leading global journals as well.



E-RICKSHAWS: SWITZERLAND'S REMARKABLE CONTRIBUTION TOWARDS POLLUTION FREE CITY

Government of Switzerland has contributed by providing e-rickshaws to the lake city. 18 selected people were handed the E-rickshaw keys by the Swiss Ambassador. The E-rickshaw project is a part of steps being taken towards pollution-free nation.



F INANCIAL HIGHLIGHTS

This section provides the financial highlights of the city of Udaipur. The budgets for the 3 years are available on the website www.udaipurmc.org. The current year's budget and audited financial statements will be uploaded on the website shortly.



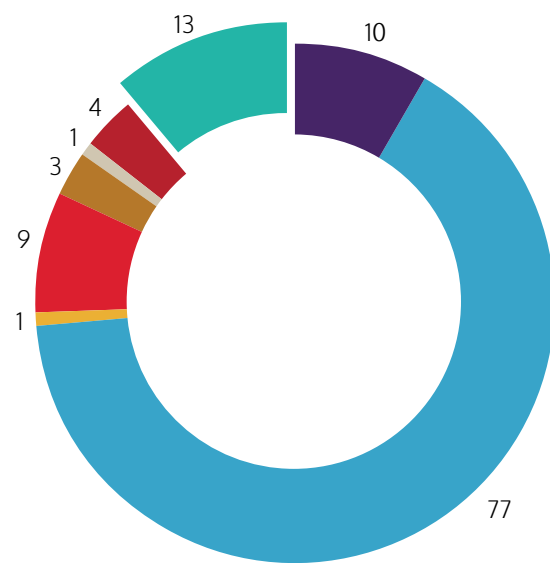
Our Estimates & Actual Performance

Receipts

We had budgeted Rs. 155 crores as receipts from capital and revenue sources. We almost achieved the revenue receipts of Rs. 105 crores as against the budgeted receipts of Rs. 107 crores. Capital receipts was projected at Rs. 48 crores, as against the receipt of Rs. 18 crores, Grants for specific purposes were not received (Rs.13 cr) as projected (Rs.40cr).

Your corporation is highly dependent on the assigned

Where does the money come from for your corporation (Rs.cr)



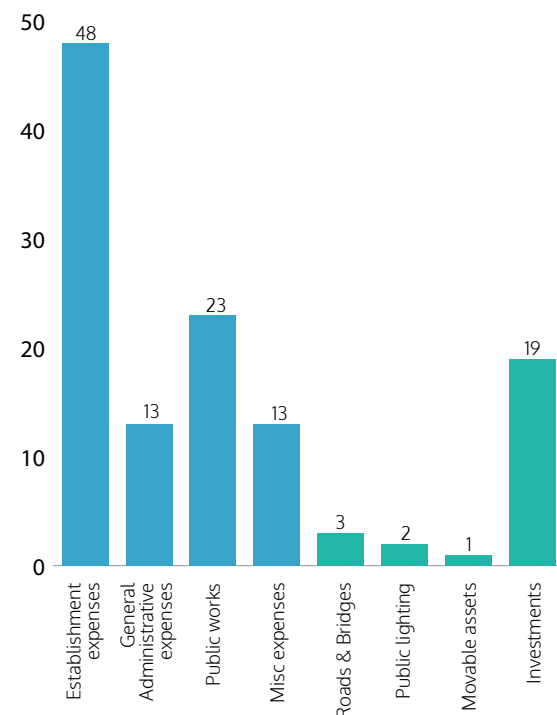
- Tax income
- Assigned compensation
- Rental income from municipal properties
- Fees and User charges
- Revenue Grants, Contributions and Subsidies
- Income from corporation assets and investments
- Misc income
- Grants

compensation of Octroi. The Octroi compensation has been around 66% of the total revenue receipts in the previous years. However, this year the octroi compensation is Rs.77 crores, which is 73% of the total revenue receipts.

Payments

Majority of the expenses are operating in nature. We depend on the grants for major capital works that are to be carried out. The total operating expenditure is Rs. 98 crores as against Rs. 101 crores budgeted. The capital payments projected was Rs. 131 crores, as against spend Rs. 25 crores. We have spent Rs. 23 crores on various maintenance and development projects for the city. The amount has been spent on maintenance of road and gutter, repairs and maintenance of the government hospital & school building, cleaning of the Sulabh complex, construction of shed for labour, clearances of encroachment etc.

Where does the money go to from your corporation (Rs.cr)



- Operating expenditure
- Capital expenditure

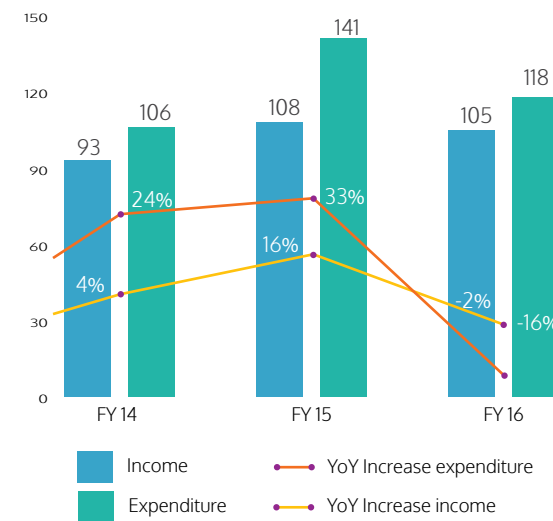
Note: Depreciation of Rs.21 cr has not been shown in the graph above.

Income & Expenditure

Operating Revenue

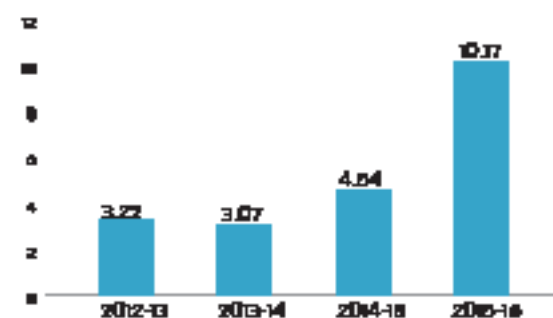
The operating revenue for the year is Rs. 105 crores. There is an increase in the tax income by Rs. 6 crores, and increase in Octroi compensation by Rs. 7 crores as compared to the previous, however, there is a decrease in the income from fee and user charges by Rs. 4 crores, and the interest from corporate assets has significantly come down by Rs.11 crores, last year sale of land and asset amounted to Rs.7 cr.

Income and Expenditure Trend (Rs. Cr)



Urban Development (UD) tax is one of the main sources of our own revenue. In the current year we have collected Rs.10 crores, highest collection ever in the past 4 years. It has more than doubled compared to the previous year, growing at a compounded annual growth rate of 47% over the last four years.

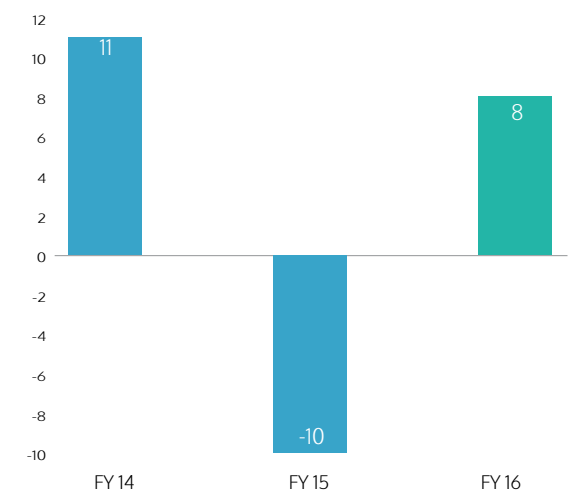
Urban Development Tax Trend (Rs. cr)



Operating expenditure

Salary constitutes 40% of the total revenue expenses. We had budgeted Rs. 57crores, however the total expenditure on salaries and employee related expenses amounted to Rs. 48 crores. Public works constitutes of repairs and maintenance of infrastructure and amounted to Rs. 23 crores as against budgeted of Rs. 64 crores. Rs.15 lakhs has been spent on grant related maintenance works. General administrative expenditure is Rs. 13 crores as against the budgeted amount of Rs. 20 crores. This constitutes of repairs to vehicles, cleaning and garbage transportation, power and fuel and others. Depreciation has been provided in the books on the basis of written down value method as per the rates specified in the Income Tax Act, 1961. Depreciation was not provided in the budget, and the actual depreciation amounts to Rs. 21 crores. Miscellaneous expenses are Rs. 13 crores as against the projected of Rs. 22 crores, mainly constitute the maintenance of the nagar nigam, expenditure against lease, festival expenses etc.

Operating Profit (Rs.cr)

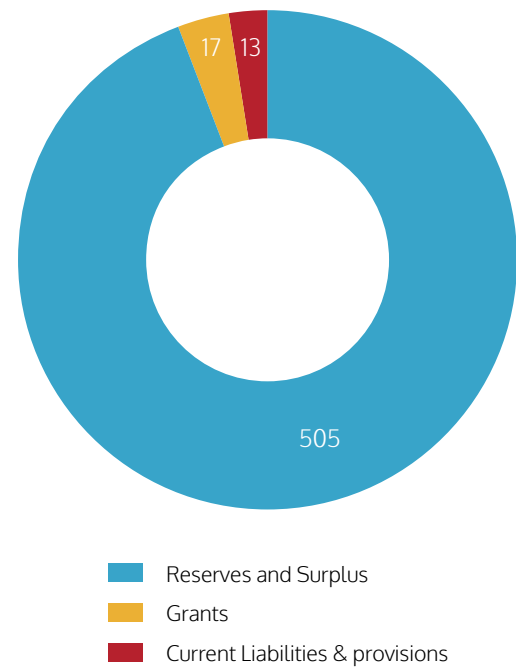


The net profit after depreciation has been a loss over the three years, hence there has been a decreasing net worth.

Liabilities

Composition of liabilities

Composition of Liabilities (Rs.Cr)



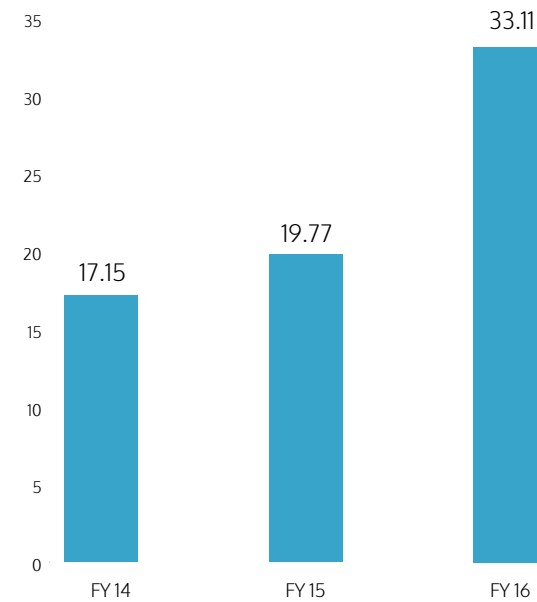
The reserves of your corporation is on a decline. While the corporation is able to cover its operating costs from its operating revenues, depreciation reduces the operating surplus to a loss.

Reserves and surplus comprises of municipal general fund, earmarked funds and capital reserves. The municipal general fund is Rs. 428 crores, earmarked funds are Rs. 36 crores and capital reserve of Rs. 21 lakhs. The earmarked funds comprises of the gratuity fund and general provident fund of the employees. There is a corresponding investment in specific fund investments.

Grants amount to Rs.33 crores, current year grants are Rs.13 crores. These grants are towards construction or acquisition of the fixed assets.

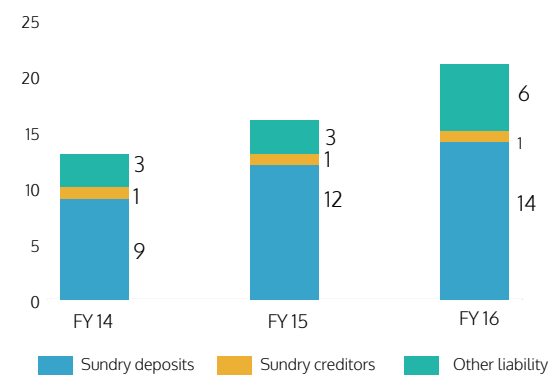
Current liabilities consists of sundry deposits, sundry

Grants (Rs.Cr)



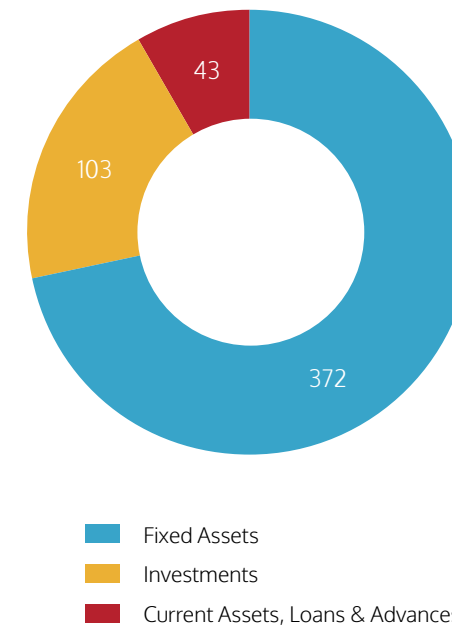
creditors, statutory liabilities payable and other liabilities payable. There is an increase in security deposits by 2 crores and other liabilities by Rs.3 crores. Recoveries payable has increased from Rs. 72 lakhs to Rs. 4 crores.

Current Liabilities and Provisions (Rs.Cr)



Assets

Composition of Assets (Rs.Cr)

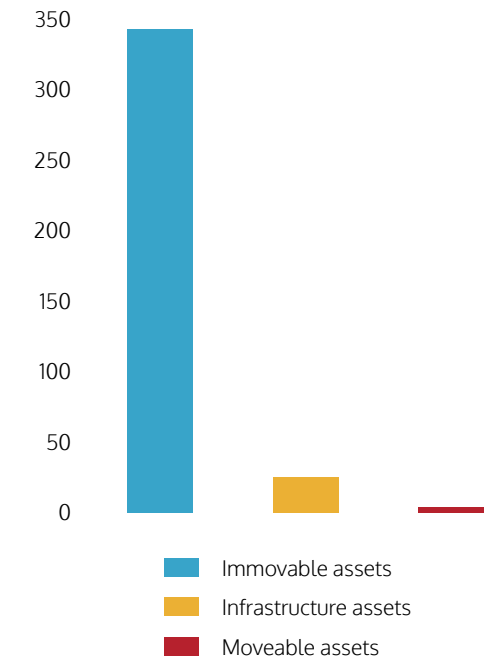


Assets composition

There is an increase in the fixed assets by Rs.5 crores. Fixed assets comprise of immovable assets, movable assets and infrastructure assets.

Investments constitute of general fund investment and specific fund investments. General fund investment is Rs. 67 crores comprising of PD accounts with interest (Rs. 45 crores) and non-interest bearing PD accounts (Rs.22 crores). Specific fund investment account, Rs. 36 crores,

Fixed Assets (Rs.Cr)

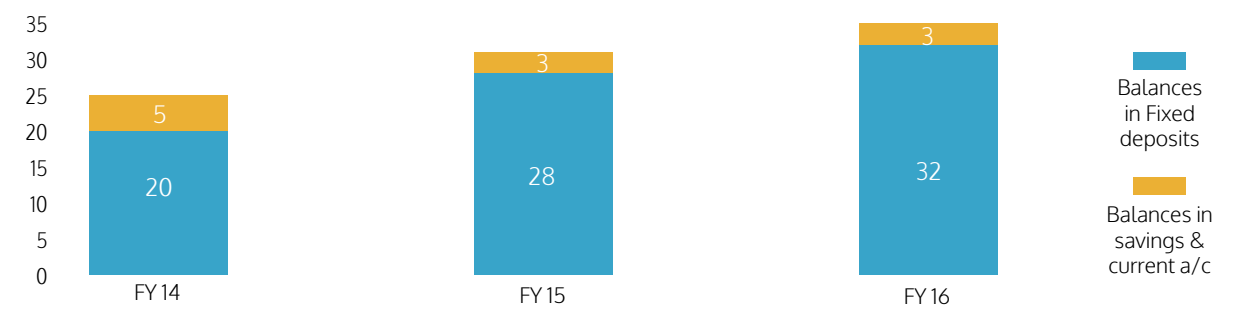


comprises of employee PF account (Rs.33 crores) and gratuity accounts (Rs.3 crores).

Current assets comprises of inventories (Rs.24 lakhs), Cash & Bank Balances (Rs. 35 crores) and Advances and deposits (Rs. 8 crores). Inventories consists of stores, electricals, stocks and loose tools. Advances given to staff and accrued interest comes under advances and deposits.

The corporation has healthy cash & bank balances.

Fixed Assets (Rs.Cr)



Key Financial Ratios

Ratios	FY14	FY15	FY16
Tax revenue to own revenue	11%	13%	41%
Non tax revenue to own revenue	89%	87%	59%
Tax revenue to total income	3%	4%	10%
Non tax revenue to total income	26%	28%	14%
Own revenue to total income	29%	32%	24%
Assigned revenue to total income	68%	65%	73%
Revenue grants to total income	3%	3%	3%
Operating expenses to own revenue	302%	345%	383%
Salaries to own revenue	150%	133%	188%
Public works to own revenue	106%	158%	91%
Establishment expenses to total expenditure	38%	32%	40%
General administrative expenses to total expenditure	11%	10%	11%
Public works to total expenditure	27%	38%	20%
Miscellaneous expenses to total expenses	1%	3%	11%
Depreciation to total expenditure	23%	16%	18%
Operating profit to total income	12%	-9%	8%
Net profit/(loss) to total income	-14%	-31%	-12%

Audited Financial Statements



An ISO 9001:2008
Certified Firm

K. K. Chanani & Associates

Chartered Accountants

Head Office: 5/1 Clive Row, 3rd Floor, Room No.78, Kolkata-700001
Branches: Bhubaneswar, Bangalore, Chandigarh, Guwahati, Jaipur,
Jamshedpur, Mumbai, Muzaffarpur, New Delhi and Raipur
Contact: Dial: +91 9830044507, +9133 – 22302096/ 22309315
Fax: +9133 – 22624786
Email: kkcandassociates@gmail.com, kke@cal2.vsnl.net.in

INDEPENDENT AUDITOR'S REPORT

To,
**The Commissioner,
Municipal Corporation Udaipur,
Rajasthan**

Report to Financial Statement

We have audited the accompanying financial statements of **Municipal Corporation, Udaipur, Rajasthan** which comprise the Balance Sheet as at March 31, 2016, the Income and Expenditure Statement for the year then ended, and a summary of significant accounting policies and other explanatory information.

Management's Responsibility for the Financial Statements

Management is responsible for the preparation of these financial statements that give a true and fair view of the financial position and financial performance of the ULB in accordance with the Rajasthan Municipal Accounts Manual. This responsibility includes the design, implementation and maintenance of internal control relevant to the preparation of the financial statements that are free from material misstatement, whether due to fraud or error.

Auditor's Responsibility

Our responsibility is to express an opinion on these financial statements based on our audit. We conducted our audit in accordance with the Standards on Auditing issued by the Institute of Chartered Accountants of India. Those Standards require that we comply with ethical requirements and plan and perform the audit to obtain reasonable assurance about whether the financial statements are free from material misstatement.

An audit involves performing procedures to obtain audit evidence about the amounts and disclosures in the financial statements. The procedures selected depend on the auditor's judgement, including the assessment of the risks



material misstatement of the financial statements, whether due to fraud or error. In making those risk assessments, the auditor considers internal control relevant to the ULB's preparation and fair presentation of the financial statements in order to design audit procedures that are appropriate in the circumstances, but not for the purpose of expressing an opinion on the effectiveness of the ULB's internal control. An audit also includes evaluating the appropriateness of accounting policies used and the reasonableness of the accounting estimates made by management, as well as evaluating the overall presentation of the financial statements.

We believe that the audit evidence we have obtained is sufficient and appropriate to provide a basis for our audit opinion.

Opinion

Subject to statement on additional matters as given in Annexure-A attached herewith, and the following :

- a) *Liabilities that may arise on account of late filing of return, late payment, short or non-deduction and mismatching of TDS, RVAT, Royalty and Labour cess has not been ascertained and hence not considered. To this extent Surplus of Income over Expenditure is overstated and Liabilities are understated.*
- b) *Liabilities or recovery on account of pending cases and/or notices filed against or by Municipal Corporation by/against third parties is not ascertainable and hence not considered. Financial impact of such cases has not been ascertained and hence we are unable to comment on correctness or otherwise of Income, Expenditure, Assets or Liabilities to this extent. Contingent Liabilities, if any, arising out of these cases has not been estimated by the municipal corporation nor has been disclosed in notes to accounts.*
- c) *Closing Stock of Stores has not been determined by the municipality and hence not considered in the accounts. To this extent both, Surplus of Income over Expenditure and Assets are understated.*
- d) *Bank Reconciliation, in respect of several bank accounts, have not been provided since long. Hence, treatment of differences arising out of reconciliation remains unaccounted for. Besides, bank charges as also interest income on deposit in saving account remains unaccounted for. The amount has not been determined by the management. To this extent accounts does not reflect true and fair view.*
- e) *The amount receivable on account of Urban Development Tax has not been determined and not considered as income of the year. As such, Income and Assets are understated to this extent.*



- f) *All expenses except salary, contribution towards new pension scheme, accounting charges and audit fee are accounted for on cash basis. Similarly, all incomes are accounted for on cash basis. Receipts in PD Accounts (treasury) by deposit of amount directly by the tax payers are taken into account on verification with treasury irrespective of the year of receipt.*

in our opinion and to the best of our information and according to the explanations given to us, the financial statements give a true and fair view in conformity with the Rajasthan Municipal Accounts Manual:

- a) in the case of the Balance Sheet, of the state of affairs of the ULB as at March 31, 2016; and
- b) in the case of the Income and Expenditure Statement, of the deficit for the year ended on that date.

We further report that:

- a) we have obtained all the available information and explanation which to the best of our knowledge and belief were necessary for the purpose of our audit;
- b) in our opinion proper books of account as required by law have been kept by the ULB so far as appears from our examination of those books;
- c) the Balance Sheet and Income & Expenditure Account dealt with by this Report are in agreement with the books of account;
- d) in our opinion, the Balance Sheet and Income & Expenditure Account comply with the Rajasthan Municipal Accounts Manual.

K. K. Chanani
 Krishna Kumar Chanani
 Partner, K. K. Chanani & Associates
 Chartered Accountants
 FRN NO. 322232E
 Membership No .056045



Kolkata, the 08 Oct. 2016



K. K. Chanani & Associates

Chartered Accountants

Head Office: 5/1 Clive Row, 3rd Floor, Room No.78, Kolkata-700001

Branches: Bhubaneswar, Bangalore, Chandigarh, Guwahati, Jaipur,
Jamshedpur, Mumbai, Muzaffarpur, New Delhi and Raipur

Contact: Dial: +91 9830044507, +9133 – 22302096/ 22309315

Fax: +9133 – 22624786

Email: kkcandassociates@gmail.com, kkc@cal2.vsnl.net.in

Annexure A to Auditor's Report (2015-16)

Additional Matters to be reported by the financial statement auditor

1. In our opinion and according to records examined by us and to the best of our knowledge and belief all sums due to and received by the Municipality have been brought to account on Cash Basis except for certain expenditure which are brought to accounts on accrual basis and have been *generally* appropriately classified;
2. In our opinion and according to the information and explanations given to us all grants sanctioned or received by the Municipality during the year, have been accounted properly on cash basis, and where any deduction is made out of such grants towards any dues of the Municipality, *in some cases such deductions have not been properly accounted. As such income and expenditure are understated to that extent.*
3. Earmarked Funds have been created by the Municipality for Gratuity and Provident Fund, According to the information and explanations given to us Earmarked Funds have been utilized for the purposes for which they were created. *However, contribution to these funds in respect of previous year is yet to be made and for which amount has not been ascertained.*



4. As explained to us the Municipality is maintaining records showing full particulars, including quantitative details. However, *situation* of fixed assets has not been specified in the records so maintained. Management of ULB has not carried out *physical verification of fixed assets*. As such we are unable to comment on material discrepancies, if any, on physical verification and its treatment in books of accounts.
5. The Municipality *is not maintaining proper records showing full particulars of leasehold property*. Lease Rentals are therefore not verified.
6. As explained to us, physical verification has been conducted by the Municipality at reasonable intervals in respect of stores. In our opinion and according to the information and explanations given to us, the procedures of physical verification of stores followed by the Municipality are reasonable. In our opinion and according to the information and explanations given to us, no material discrepancies have been noticed on physical verification of stores as compared to stores records. *However, neither the stores has been verified at the year-end nor has same been recognized in the accounts prepared for the year under report.*
7. As explained to us, there are no parties other than the employees to whom loans or advances have been given by the Municipality.
8. The Municipality has granted loans to the employees against PF. Deduction from salary are made towards the loans and interest.
9. In our opinion and according to the information and explanations given to us, there exists an adequate internal control procedure for the purchase of stores, fixed assets and services.
10. In our opinion and according to the information and explanations given to us, there exists an adequate internal control procedure for the contracting of works and projects, periodic inspections and measurements, and payments there for. *However, according to information and explanation given to us, works contracts are not subject to quality checks. Besides*



some weakness in internal control procedures which require immediate attention of the management are as under:

- a) In PWA Form 278, Pan No. and Aadhar Card No. should be given at suitable place along with details of bank account where NEFT payment is to be done. Besides, such Form should be signed under the seal of the firm and passing authority should also affix their seal.
 - b) The suppliers of materials and/ or providers of services should submit their bill within 30 days of the completion of their supply and/or job and the concerned passing authority should pass the bill or otherwise do necessary action within a further period of 30 days. Any delay on either part should be penalized with fine as deemed necessary by the competent authority. This will help in determining liability as and when arises to a great extent.
 - c) Payment Voucher Serial No. is as per voucher issued by various department. Voucher No. and date should be specified on each voucher separately on the basis of date of issue of cheques. Cheques should be prepared only after the sanction by competent authority.
11. *The Municipality is not regular in depositing undisputed statutory dues including tax deducted at source, works contract tax, cess and royalty payable to the Government, ESI, PF etc.*
 12. To the best of our knowledge and according to information and explanation given to us, no personal expenses have been charged to the Municipality's accounts.
 13. To the best of our knowledge and according to information and explanation given to us, the books and registers specified under the Rajasthan Municipal Accounts Manual and other applicable acts and rules have been properly maintained. *However, Bank Reconciliation statements have not been prepared for the bank accounts of the Municipality. Accounting effect of bank charges debited by Bank, Non- collection of cheques, Interest credited by Bank, Cancellation of stale cheques not Presented has not been determined and considered in accounts.*
 14. To the best of our knowledge and according to information and explanation given to us, year-end procedures have been carried out *but reconciliation procedures at year end have not been carried out.*

Krishna Kumar Chanani
Partner, K K Chanani & Associates
Chartered Accountants
FRN No. 322232E
Membership No .056045



Kolkata, the 08 Oct. 2016

**Balance Sheet of Municipal Corporation of Udaipur
As on 31st March 2016**

PARTICULARS	Schedule	2015-16	2014-15
		(Amount in Rs.)	(Amount in Rs.)
I - LIABILITIES			
RESERVE & SURPLUS			
Municipal (General) Fund	1	42795,20,342	44093,34,511
Earmarked Funds	2	3615,89,871	3361,60,618
Reserve & Surplus	3	21,25,000	21,25,000
Total Reserve & Surplus (A)		46432,35,213	47476,20,129
GRANT/ CONTRIBUTION FOR SPECIFIC PURPOSE (B)	4	3311,37,870	1977,01,118
CURRENT LIABILITIES & PROVISIONS			
Sundry Deposits	5	1391,44,121	1203,91,293
Sundry Creditors	6	57,20,188	55,16,195
Statutory Liabilities	7	17,62,976	30,00,119
Other Liabilities	8	621,86,281	293,17,929
Total Current Liabilities and Provisions (C)		2088,13,566	1582,25,536
TOTAL LIABILITIES (A+B+C)		51831,86,649	51035,46,783
II - ASSETS			
FIXED ASSETS			
Gross Block	9	61132,82,707	60601,45,981
Depreciation Fund	10	23967,88,912	21867,25,276
Net Block		37164,93,795	38734,20,705
Capital Work In Process	11	62,71,694	62,71,694
Total Fixed Assets (A)		37227,65,489	38796,92,399
INVESTMENTS			
General Fund Investments	12	6666,27,378	5048,24,378
Specific Fund Investments	13	3615,89,871	3361,60,618
Total Investments (B)		10282,17,249	8409,84,996
CURRENT ASSETS, LOAN & ADVANCES			
Inventories	14	23,48,468	23,48,468
Cash & Bank Balances	15	3470,73,762	3071,02,029
Loans, Advances & Deposits	16	827,81,680	734,18,891
Total Current Assets, Loans & Advances (C)		4322,03,911	3828,69,388
TOTAL ASSETS(A+B+C)		51831,86,649	51035,46,783

Notes to Accounts and Accounting Policies

28

For **K.K.Chanani & Associates**
Chartered Accountants
Firm Regn. No. 1322232E

Krishna Kumar Chanani
(Partner)
Membership No. 056045



For and Behalf on Municipal Board

(Executive Officer)
Date: 08 Oct. 2016
Place: Kolkata

**Income and Expenditure Account of Municipal Corporation of Udaipur
For the Year Ending 31st March 2016**

PARTICULARS	Schedule	2015-16	2014-15
		(Amount in Rs.)	(Amount in Rs.)
INCOME			
Income From Taxes	17	1038,20,137	453,71,913
Assigned Compensations	18	7688,37,000	6989,47,000
Rental Income from Municipal Properties	19	112,90,332	100,15,520
Fees and User Charges	20	912,05,214	1316,06,829
Revenue Grants, Contributions and Subsidies	21	309,30,300	375,62,834
Income from Corporation Assets and Investment	22	114,66,792	1056,81,818
Miscellaneous Income	23	365,86,425	504,03,958
Total Income - I		10541,36,200	10795,89,872
EXPENDITURE			
Establishment Expenses	24	4771,11,814	4572,77,701
General Administrative Expenses	25	1334,55,468	1382,45,409
Public Works	26	2325,40,167	5404,12,264
Miscellaneous Expenses	27	1315,83,082	461,06,025
Depreciation During the Year		2100,63,636	2276,33,686
Total Expenditure - II		11847,54,167	14096,75,085
Surplus (Deficit) before adjustment of prior period items and Depreciation		-1306,17,967	-3300,85,213
NET SURPLUS/DEFICIT		-1306,17,967	-3300,85,213

Notes to Accounts and Accounting Policies

28

For KK Chanani & Associates
Chartered Accountants
Firm Regn. No. 322272E
Krishna Kumar
(Partner)
Membership No. 056045



For and Behalf on Municipal Board

(Executive Officer)
Date: 08 Oct. 2016
Place: Kolkata

**Schedule forming part of Balance Sheet of Municipal Corporation of Udaipur
As on 31st March 2016**

PARTICULARS	2015-16	2014-15
	(Amount in Rs.)	(Amount in Rs.)
Schedule - 1		
MUNICIPAL (GENERAL) FUND		
Opening balance	44101,38,309	47394,19,724
Add :- Addition during the year	-	-
Less:- Deduction during the year	-	-
Add: Excess of Income over Expenditure	-1306,17,967	-3300,85,213
Total	42795,20,342	44093,34,511
Schedule - 2		
EARMARKED FUND		
Gratuity Fund	280,49,885	373,64,096
General Provident Fund	3335,39,986	2987,96,522
Total	3615,89,871	3361,60,618
Schedule - 3		
RESERVE & SURPLUS		
Opening balance	-	-
Add :- Addition during the Year	-	-
Less :- Withdrawal during the Year	-	-
Capital Contribution	-	-
Capital Reserve	21,25,000	21,25,000
Special Funds (Utilised)	-	-
Total	21,25,000	21,25,000
Schedule - 4		
GRANT/CONTRIBUTION FOR SPECIFIC PURPOSE		
Public Participation (Aid)	36,63,500	36,63,500
Special Grant for 13/14th Financial Commission	272,10,491	-
Grant For Backward Reasonal	296,95,662	396,54,481
Grant For Jeel Sanrakshakn	128,87,616	-
Special Grant for Swarna Jayanti Sahari Roj gar Sch.	54,77,295	63,79,375
Special Grant from S.F.C.	1468,99,872	731,29,052
C.M. Scheme	-	35,48,568
Special Grant From M.L.A. Quota	11,24,386	18,61,973
Special Grant For Baikund Dham Mukti Dham Yojna	21,58,000	21,58,000
Special Grant For Street Food	31,85,921	31,85,921
Special Grant From U.I.D.S.S.M.T	56,346	56,346
Urban Statice For HR And Assessment Yojna	41,901	41,901
General Purpose Grant Under State Fin. Copr.	550,00,000	550,00,000
Grant For National Urban Livelihoods Mission	56,51,325	90,22,000
Grant for Swacch Bharat Mission	204,77,938	-
Grant for Smart City	176,07,616	-
Total	3311,37,870	1977,01,118



**Schedule forming part of Balance Sheet of Municipal Corporation of Udaipur
As on 31st March 2016**

PARTICULARS	2015-16	2014-15
	(Amount in Rs.)	(Amount in Rs.)
Schedule - 5		
SUNDRY DEPOSITS		
Security & Amanat Payable	1135,34,650	960,41,918
Amanat From Other Dept./ Institution	256,09,471	243,49,375
Total	1391,44,121	1203,91,293
Schedule - 6		
SUNDRY CREDITORS		
Creditors For supplies	-	-
Other Creditors	57,20,188	55,16,195
Total	57,20,188	55,16,195
Schedule - 7		
STATUTORY LIABILITIES		
Income Tax (TDS) Payable	9,36,727	-1,21,222
Commercial Tax Payable	-7,282	2,50,896
Salary Payable	-9,84,727	5,64,149
Labour Cess Deduction	17,73,760	22,30,960
Service Tax	44,498	75,336
Total	17,62,976	30,00,119
Schedule - 8		
OTHER LIABILITIES		
Royalty Payable	4,60,507	7,17,980
Employee Liabilities	149,51,572	147,95,451
Recoveries Payable	390,32,622	71,48,642
Others	77,41,581	66,55,857
Total	621,86,281	293,17,929



**Schedule forming part of Balance Sheet of Municipal Corporation of Udaipur
As on 31st March 2016**

PARTICULARS	2015-16	2014-15
	(Amount in Rs.)	(Amount in Rs.)
Schedule - 9		
GROSS BLOCK - (As per Annexure -1)		
Immovable Assets		
Land	1335,58,456	1335,58,456
Parks & Garden A/c	17183,57,521	17183,57,521
Goverdhan Sagar Park Vikas And Beautification	3,51,859	-
Office Building	36186,39,873	36186,39,873
Markets A/c	605,16,013	605,16,013
Shops A/c	683,89,338	683,89,338
Residential Building	171,48,787	171,48,787
Infrastructure Assets		
Roads & Bridge	1695,61,048	1422,18,562
Sewerage & Drainage	34,22,999	31,79,727
Water ways	283,40,155	262,23,155
Public Lighting	567,93,997	400,20,311
Others	1287,10,142	1287,10,142
Moveable Assets		
Plant & Machinery	472,88,859	432,77,290
Vehicles	577,69,741	562,04,807
Furniture & Fixture	41,89,932	34,58,012
Computers	2,43,987	2,43,987
Total	61132,82,707	60601,45,981
Schedule - 10		
DEPRECIATION FUND		
Opening Balance	21867,25,276	19590,91,590
Add:- Depreciation provided during the year	2100,63,636	2276,33,686
Less:- Depreciation for the previous year	-	-
Total	23967,88,912	21867,25,276
Schedule - 11		
CAPITAL WORK IN PROGRESS		
Gardens	18,10,597	18,10,597
Buildings	44,61,097	44,61,097
Total	62,71,694	62,71,694



**Schedule forming part of Balance Sheet of Municipal Corporation of Udaipur
As on 31st March 2016**

PARTICULARS	2015-16	2014-15
	(Amount in Rs.)	(Amount in Rs.)
Schedule - 12		
GENERAL FUND INVESTMENT		
P.D Account with Interest	4500,00,000	4500,00,000
Non-Interest Bearing PD A/c	2166,27,378	548,24,378
Total	6666,27,378	5048,24,378
Schedule - 13		
SPECIFIC FUND INVESTMENT		
Employee's GPF Accounts	3335,39,986	2987,96,522
Gratuity P.D A/c	280,49,885	373,64,096
Total	3615,89,871	3361,60,618
Schedule - 14		
INVENTORIES		
Stores Central	7,14,730	7,14,730
Electricals	12,93,293	12,93,293
Stock others	3,24,658	3,24,658
Loose Tools	15,787	15,787
Total	23,48,468	23,48,468
Schedule - 15		
CASH & BANK BALANCES		
Cash in Hand	-	-
Balances in FDR a/cs	255,46,390	252,42,038
Balances in Saving & Current a/cs	3215,27,372	2818,59,990
Total	3470,73,762	3071,02,029
Schedule - 16		
LOANS, ADVANCES & DEPOSITS		
Advance to Staff	657,06,665	563,43,876
Accrued Interest	170,75,015	170,75,015
Total	827,81,680	734,18,891

**Schedule forming part of Income and Expenditure Account of Municipal Corporation of Udaipur
For the Year Ending 31st March 2016**

PARTICULARS	2015-16	2014-15
	(Amount in Rs.)	(Amount in Rs.)
Schedule - 17		
INCOME FROM TAXES		
Urban Development Tax	1017,32,943	453,71,913
Sewerage Tax	20,00,000	-
Swachh Tax	5,403	-
Luxury Tax	81,791	-
Total	1038,20,137	453,71,913
Schedule - 18		
ASSIGNED COMPENSATION		
Octroi Compensations	7688,37,000	6989,47,000
Total	7688,37,000	6989,47,000
Schedule - 19		
RENTAL INCOME FROM MUNICIPAL PROPERTIES		
Income from Rent and Teh Bazari	57,45,629	51,98,095
Rent from Civic Amenities	9,00,172	18,08,530
Rent from Office Buildings	2,754	-
Rent from lease of lands	46,41,777	30,08,895
Total	112,90,332	100,15,520
Schedule - 20		
FEES AND USER CHARGES		
Cattle House	1,77,450	3,78,090
Copy Fees	5,99,706	5,15,204
Fair Fees	19,93,133	25,48,926
License Fees Construction and Development Work	219,90,396	70,08,982
Fees for Certificate or Extract	2,11,591	1,98,994
Fees for Grant of Permit	316,40,134	391,56,115
Development Charges	-	3,521
Regularisation Fees	1,92,525	116,79,562
Penalties and Fines	191,71,415	546,22,011
Contract Of Dead Animals	5,28,750	6,21,000
Advertisement	147,00,114	148,74,424
Total	912,05,214	1316,06,829

**Schedule forming part of Income and Expenditure Account of Municipal Corporation of Udaipur
For the Year Ending 31st March 2016**

PARTICULARS	2015-16	2014-15
	(Amount in Rs.)	(Amount in Rs.)
Schedule - 21		
REVENUE GRANT, CONTRIBUTION, SUBSIDIES		
Receipt From U.I.T. / Kacchi Basti	309,30,300	375,62,834
Total	309,30,300	375,62,834
Schedule - 22		
INCOME FROM CORP.ASSET/INVESTMENT		
Interest On Corporation Investment	66,94,130	303,01,516
Income From Community Hall	13,38,750	14,69,450
Income From Mobile Toilet (Chal Mutralaya)	1,34,500	1,18,000
Income From Rang Manch	25,000	50,000
Income From Sale Of Asset	46,835	60,95,660
Income From Toy Train	8,62,000	14,37,526
Income From Vishranti Grah	6,95,460	6,83,045
Income From Auction (Kharij Saman)	7,98,771	6,31,797
Income From Water Tanker	4,13,154	3,62,164
Receipt From Sale Of Land (strip Of Land)	-	639,16,350
Income From Parking Fees	4,58,192	6,16,310
Total	114,66,792	1056,81,818
Schedule - 23		
MISCELLANEOUS INCOME		
Cleaning of Gutters	8,84,500	7,18,700
Penalties	31,07,821	37,65,796
Sale Of Forms & Publications	8,66,510	6,53,900
Income From Nav	170,18,971	162,66,024
Material Deduction	-	-
Water Harvesting Charges	8,65,000	27,75,000
Cleaning Charges From Marriage Garden	20,10,235	9,73,124
Fire Safty Plan Fees	18,82,871	2,22,170
Income From City Buses	-	10,00,000
Other Income (misc.)	99,50,517	240,29,244
Total	365,86,425	504,03,958

**Schedule forming part of Income and Expenditure Account of Municipal Corporation of Udaipur
For the Year Ending 31st March 2016**

PARTICULARS	2015-16	2014-15
	(Amount in Rs.)	(Amount in Rs.)
Schedule - 24		
ESTABLISHMENT EXP.		
Corporator (Parishad) Allowance	28,16,892	16,10,086
Medical Reimbursement	15,70,428	20,62,854
Salary and Other Payment	4726,20,987	4534,82,511
Travelling Reimbursement	1,03,507	1,22,250
Total	4771,11,814	4572,77,701
Schedule - 25		
GENERAL ADMINISTRATION EXP.		
Advertisement Expenses	28,22,342	32,03,711
Audit fees	-	5,76,000
Books and Newspaper	-	5,01,533
Cleaning & Garbage Transportation on Contract	380,85,487	343,59,003
Contingencies Expenses	82,95,294	82,43,145
Contract Vehicle Expenses	28,37,552	19,61,706
Court Expenses	5,98,918	14,30,424
Dress	20,95,770	20,26,217
Communication Expenses	5,00,576	4,43,496
Printing and Stationery	11,34,138	12,01,509
Professional and other Fees	28,55,181	37,63,753
Power & Fuel	336,83,073	306,04,149
Consumption Of Stores	45,80,892	124,68,272
Repairs & Maintenance -Infrastructure Assets	-	82,10,487
Repairs & maintenance - Civic Amenities	48,83,017	-
Repairs & Maintenance - Vehicles	181,65,511	160,37,128
Repairs & Maintenance - Others	2,43,420	-
Agreement Exp. On Diver And Fireman	44,82,508	29,70,809
City Bus Operation Exp	-	91,48,077
E Governance Exp.	10,30,140	3,21,675
Solid Waste Management	44,94,000	2,91,470
Exp. Against NULM	20,93,014	-
Other Operating & Maintenance Expenses	5,74,635	4,82,845
Total	1334,55,468	1382,45,409



Schedule forming part of Income and Expenditure Account of Municipal Corporation of Udaipur
For the Year Ending 31st March 2016

PARTICULARS	2015-16	2014-15
	(Amount in Rs.)	(Amount in Rs.)
Schedule - 26		
PUBLIC WORKS		
Building Capacity Plant / Training	-	2,01,828
Maintenance Of Road And Gutter	393,06,606	1161,12,747
Expenses Against Gardans	151,72,263	253,70,070
Electric Maintaince Expenses	200,10,081	149,42,422
Repair & Const.of Dharamshala In Govt.hospital	8,24,820	3,80,722
Repair & Const.of Govt.school Buidling	32,31,153	117,81,659
Social Aid Exp.	9,80,990	52,78,314
Development Of Tubewell	29,21,698	42,26,692
Other Construction Work	1406,68,202	2972,23,702
Work Against Public Participation	29,51,491	33,79,600
Cleaning Of Sulabh Complex On Contract	18,59,900	17,40,900
Encroachment Work On Contract Basis	29,90,909	28,39,226
Expenses against I.H.S.D.P. Scheme	2,52,880	154,76,373
Expeses against Heritage Walk	92,071	29,61,106
Expenses against 12th Finance Comm. Grant	-	258,00,406
Expenses against Nirbandh Yojna	-	61,64,948
Expenses against Jeel Sanrakshakn Yojna	-	65,31,549
Expenses Against Ashray Asthal Yojna	3,20,787	-
Expenses against Grant for Construction of Shed for Labour	9,56,316	-
Total	2325,40,167	5404,12,264
Schedule - 27		
MISCELLENOUS EXPENSES		
Chara Dana Expenses	14,95,202	12,03,655
Maintenance Of Nigam Building	213,62,033	92,62,042
Election Expenses	-	2,99,082
Compensation For Development Work	-	17,34,985
RUDIFFCO Loan Contribution	500,00,000	200,00,000
Samridhhi Van Vikas Exp	-	46,32,592
Exp Against Lease - 40% Revenue Dept.	366,05,000	-
Pratap Gaurav Vikas Hetu Anudan	150,00,000	-
Festival & Entertainment Exp.	71,20,847	89,73,669
Total	1315,83,082	461,06,025

MUNICIPAL CORPORATION
UDAIPUR (2015-16)

SCHEDULE 28

ACCOUNTING POLICIES AND NOTES TO ACCOUNTS(2015-16)

I ACCOUNTING POLICIES

1. Basis of Accounting

The financial statements are prepared on a going concern and under historical cost basis under cash basis of accounting except in case of salary payment, borrowing costs and contractual payments like accounting charges and audit fees and interest earned on bank deposits. The method of accounting is the double entry system..

2. Recognition of Revenue

i. Revenue

- Property and Other Taxes are recognized in the period in which they are received
- Revenues in respect of Profession Tax on Organisations/entities are determined in the year in which they are received
- Advertisement taxes are considered on receipt basis.
- Revenue in respect of Trade License Fees are determined in the year in which they are received
- Assigned revenues like Entertainment Tax, Duty / Surcharge on transfer of Immovable properties are accounted during the year only upon actual receipt.
- Other Incomes, which are of an uncertain nature or for which the amount is not ascertainable or where demand is not raised in regular course of operations, is recognised on actual receipt

ii. Provision against payables

- Provisions against payables are made based on type of expenses; age judgement and past experience of the management. Security deposits and earnest money deposit more than three years old and no longer payable due to non-claim by parties or otherwise are being written back and considered as income.

Annexure forming part of Balance Sheet of Municipal Corporation of Udaipur
As on 31st March 2014

Annexure -1

Fixed Assets	Gross Block				Depreciation Block				Net Block
	Opening Bal. As On 01.04.13	Addition During The Year	Deduction During The Year	Total As On 31.03.2014	Accum. Bal As On 01.04.2013	Addition During The Year	Deduction During The Year	Total As On 31.03.2014	As On 31.03.2014
Immovable Assets									
Land	1335,58,456	-	-	1335,58,456	-	-	-	-	1335,58,456
Parks & Garden A/c	17183,57,521	3,51,859	-	17187,09,380	47,43,586	-	-	47,43,586	17139,65,794
Office Building	36186,39,873	-	-	36186,39,873	19287,83,383	1689,85,649	-	20977,69,032	15208,70,841
Markets A/c	605,16,013	-	-	605,16,013	339,98,036	26,51,798	-	366,49,834	238,66,179
Shops A/c	683,89,338	-	-	683,89,338	389,13,365	29,47,597	-	418,60,963	265,28,375
Residential Building	171,48,787	-	-	171,48,787	79,16,737	9,23,205	-	88,39,942	83,08,845
Infrastructure Assets									
Roads & Brizes	1422,18,562	273,42,486	-	1695,61,048	277,73,553	141,78,750	-	419,52,302	1276,08,746
Sewerage & Drainage	31,79,727	2,43,272	-	34,22,999	5,32,930	2,89,007	-	8,21,937	26,01,062
Water ways	262,23,155	21,17,000	-	283,40,155	49,16,343	23,42,381	-	72,58,724	210,81,431
Public Lighting	400,20,311	167,73,686	-	567,93,997	74,94,776	49,29,922	-	124,24,698	443,69,299
Others	1287,10,142	-	-	1287,10,142	677,31,099	60,97,904	-	738,29,003	548,81,139
Moveable Assets									
Plant & Machinery	432,77,290	40,11,569	-	472,88,859	243,55,545	34,39,997	-	277,95,542	194,93,317
Vehicles	562,04,807	15,64,934	-	577,69,741	379,79,730	29,68,502	-	409,48,231	168,21,510
Furniture & Fixture	34,58,012	7,31,920	-	41,89,932	13,90,509	2,79,942	-	16,70,451	25,19,481
Computers	2,43,987	-	-	2,43,987	1,95,684	28,982	-	2,24,666	19,321
Total	60601,45,981	531,36,726	-	61132,82,707	21867,25,276	2100,63,636	-	23967,88,912	37164,93,795



MUNICIPAL CORPORATION
UDAIPUR (2015-16)

3. Recognition of Expenditure

- i. Expenditure*
- a. Expenses on Salaries, bonus and other allowances are recognized as and when they are due for payment
 - b. All revenue expenditures are treated as expenditures in the period in which they are paid.
 - c. In case of works contracts, expenditures are considered in the year in which the payment has been made.
 - d. Provision for expenses are made at the year-end for certain expenses of yearly contractual nature for which the amount is known beforehand like audit fees, accounting charges, computer operator salary, etc.
 - e. Retirement benefit viz. encashment of leave etc. are recognized on cash basis i.e. when they are due for payment..
- ii. Provision against receivables*
- a. Provisions against receivables are made based on type of income; age of receivable and judgement and past experience of the management. Incomes that have been accrued and are doubtful of recovery are provided for.

4. Fixed Assets

- i. Recognition*
- a. All Fixed Assets are carried at cost less accumulated depreciation. The cost of fixed assets include cost incurred/money spent in acquiring or installing or constructing the fixed asset, interest on borrowings directly attributable to acquisition or construction of qualifying fixed assets up to the date of commissioning of the assets and other incidental and indirect expenses incurred up to that date.
 - b. All assets costing less than Rs.5,000/- would be expensed / charged to Income & Expenditure Account in the year of purchase.
 - c. Any Fixed Asset, which has been acquired free of cost or in respect of which no payment has been made, is recorded at nominal value of Re. 1/-
- ii. Depreciation*
- Depreciation is provided on Written down value method as per rates specified in Income Tax Act, 1961 as suggested in Rajasthan Municipal Accounting Manual.



MUNICIPAL CORPORATION
UDAIPUR (2015-16)

iii. Revaluation of Fixed Assets:

- a. Revaluation of fixed assets is undertaken either at the time of issue of municipal bonds or when commercial development / lease of properties is made.
- b. Increase in net book value arising on revaluation is credited to 'Revaluation Reserve Account'. Decrease in net book value is charged to Income and Expenditure account.
- c. Revaluation reserve is amortised by proportionate amount of depreciation charged on the revalued portion of the cost of the fixed assets.

5. Borrowing cost

Borrowing cost is recognised as revenue expenditure on accrual basis excepting the case of fixed assets.

6. Inventories

Inventories are valued as follows:

- a. Raw materials are valued at Cost based on first in first out method
- b. Finished goods are valued at lower of the cost or market value.

7. Grants

- a. General Grants, which are of revenue nature, are recognised as income on actual receipt
- b. Grants, which are re-imbusement of specific revenue expenditure is recognized as income in the accounting period in which the corresponding revenue expenditure is charged to the Income and Expenditure Account.
- c. Grant received towards capital expenditure is treated as a liability till such time the fixed asset is constructed or acquired. On construction/acquisition of fixed asset, the grant corresponding to the value of the asset so constructed/acquired is treated as a capital receipt and transferred to capital contribution.

8. Employee benefits

- a. Separate Funds are formed for meeting the provident and gratuity.
- b. Contribution towards Provident and gratuity funds are recognised as and when it is due

9. Investments

- a. All investments are initially recognised at cost. The cost of investment shall include cost incurred in acquiring the investment and other incidental expenses incurred for its acquisition.
- b. Long-term investments are carried at their cost. However in the event of any permanent diminution in their value as on the date of balance sheet, these are provided for.
- c. Short-term investments are carried at their cost or market value (if quoted) whichever is lower.



MUNICIPAL CORPORATION
UDAIPUR (2015-16)

II NOTES TO ACCOUNT

1. Balance of the Deposits received from contractors/suppliers is on the basis of receipts issued against deposit and deduction made from payments to them and has been taken from the register maintained in computer. However, they are subject to confirmation from respective contractor/supplier.
2. Balance of Loan against Provident Fund given to employees are subject to confirmation.
3. Balances of Debtors, Creditors and other parties are subject to confirmation
4. Funds received by the Municipal Corporation includes receipt of various Grants/Aids/Funds from State Government for specific purpose/scheme. In view of long duration of some of the scheme, utilization of same is subject to verification on completion of scheme.
5. Financial Statements has been prepared to the extent relevant information is available.
6. Stores & Inventory records are not available. Accordingly, year-end inventory value is same as opening stock as on 1st April 2015.
7. Ledger account of Salary Payable is having debit balance of Rs.9,84,727/-, which means either the corresponding liability has not been booked or else excess payment made by the Nagar Nigam.
8. Following employees' liability account is having debit balance:

a. Gratuity A/c	2,05,059 Dr.
b. PFDB	9,667 Dr.
9. Balance of following recoveries payable is having debit balance:

a. Bank Loan	1,36,08,976 Dr.
b. Family Court	24,000 Dr.
c. State Insurance	24,980.98 Dr.
10. Other Liabilities TDS Operative Adj. Account is having debit balance of Rs. 1,27,514.38.



MUNICIPAL CORPORATION
UDAIPUR (2015-16)

11. Deductions has been made on account of Employee Liabilities Gratuity Payable, G.P.F. and G.P.F. Loan account. However, payment for the same has not been during the year.
12. Deductions has been made on account of Building Loan, Patrakar Kalyan Kosh, SBBJ Loan Pratap Nagar, SANWAD, EACPENF, Pariyojna Anuja Nigam, State Insurance Loan, and Vehicle Loan. However, payment for the same has not been during the year.
13. Capital work in progress brought forward since last year has not been transferred to respective asset a/c.
14. Following sundry creditor is having debit balance which transpires that Nagar Nigam has made excess payment:

a. Aharan & Vitran Adhikari Suchana & Jansampark Office Udaipur	5,000 Dr.
b. Aksha Construction-	13,000 Dr.
c. Megha Feibers	3,425 Dr.
d. Rakesh Chanal	30,000 Dr.
e. Ramesh Labour Suppliers	1,000 Dr.
f. Sainath Enterprises Labours Suppliers	400 Dr.
g. Sulabh International Social Service Org.	26,456 Dr.
h. Suresh Chanedria	45,314 Dr.
i. Dress payable	6,63,450 Dr.
j. Sandal Construction (Lib.)	27,325 Dr.

Signatories to Schedule 1 to 28

In confirmation and witness of facts

Krishna Kumar Chanani
Partner, K.K. Chavani & Associates
Chartered Accountants
FRN NO. 322232E
Membership No .056045
Kolkata, the 08th Oct, 2016

For Municipal Corporation :UDAIPUR, Rajasthan



EO/Comissioner
CAO/ Sr . A.O..



A NNEXURES

Annexure 1

COUNCILLOR DETAILS

WARD #	NAME OF PARSHAD	ADDRESS	TELEPHONE NO.
1	SHRI ATUL CHANDALIYA	102, EVEREST AASHIYANA, NAVRATAN COMPLEX	9826922420 9672350264
2	SHRI RAMESH CHANDRA CHANDEL	289-A, AMBAMATA SCHEME, NEAR SE. SAY. SCHOOL, BEHIND AMBA MATA THANE	9785788108 9414459256
3	SHRI KESHARSINGH SISODIYA	486, DEVALI, FATEHPURA	9983439849
4	SHRI CHANDRA SINGH KOTHARI (MAYOR)	49 B, PANCHVATI COLONY , UDAIPUR	9352500230 0294 2410323
5	SHRI GANPAT LAL SONI	4, KAWARPADA MARG, BHATT KI KA RAWLA, NANIGALI	9602046166
6	SHRI MOHSIN KHAN	351, FAHRUKH A AZAM COLONY, MALLATALAI	9783668884
7	SHRI BABULAL KATARA	BHILURANA COLONY, KACCHI BASTI, SAJJANGARH ROAD	9829499969
8	SMT. AABHA AAMETA	73 HARSHNAGAR , MALLATALAI	9783845117
9	SMT. REKHA PALIWAL	5, MONICA COMPLEX, AMBAMATA	9414165783
10	SHRI DEVENDRA JAWALIYA	CHAUSAR KALYAN NILYAM, 101, HAMIRGARH KI HAVELI PARISAR, BHATTIYANI CHOHTAH	9829128877 9414158877
11	SHRI PANKAJ BHANDARI	10, BHANDARIYO KI GHATI, JADIYO KI OL, GHANTAGHAR	9529701752 9314401752
12	SMT. RADHA SALVI	337, NEAR JASMA MATA MANDIR, OD PADA, SABZI MANDI	9214037860 9549888615 7737212311
13	SMT REKHA KUWAR CHAUHAN	70, PICHOLI , NEAR PALIWAL BHAVAN	9462966859 9414245428
14	SHRI RASHID KHAN	50, KISHAN POL	9828059259 9460335786
15	SHRI RAJESH VAIRAGI	6, HIRAN MAGRI, SEC. 13	9460421803
16	SHRI RAJENDRA VASITA	620, KAILASH COLONY, GALI NO. 3, MACHLA MAGRA	9828266857 9782177047
17	SHRI JAGDISH SUHALKA	277, NEAR RA OO MA SCHOOL, GOVARDHAN VILAS	9460943321
18	SHRI VIJAY PRAJAPAT	67-E BLOCK, HUDCO COLONY, HIRAN MAGRI , SEC. 14	9950912793
19	SHRI MAHESH TRIVEDI	5, SHANTI NAGAR, I BLOCK , ADINATH TRIVEDI NAGAR, HIRAN MAGRI SEC. 14, IN FRONT OF SAHARA COMPLEX	9414239180
20	SHRI SURESH SINGH YADAV	151, NEAR SENIOR SECONDARY SCHOOL, SAVINA	9414262425
21	SMT. MIRA KUMARI MEENA	550/6, AAVRI MATA COLONY	8107295549
22	SHRI JAGDISH MANERIA	53, BHATT TALAI, NEAR NOHRE , PANERIYO KI MADRI	9413665666
23	SHRI SATYANARAYAN MOCHI	768, AAVIRMATA COLONY	9414352924
24	SMT. SEEMA SAHU	E D -62, BAPPA RAWAL NAGAR, SEC 6, HIRAN MAGRI	9414316507
25	SHRI GAJESH SHARMA	522, PANERIYO KI MADRI	9406211113
26	SHRI RAMESHWARLAL BHATT	612, DHOLI MAGRI, GALI NO. 1, PANERIYO KI MADRI	9928400070
27	SHRI LAVDEV BAGRI	17, HIRAN MAGRI, SEC. 3, MAIN ROAD	9413665307

WARD #	NAME OF PARSHAD	ADDRESS	TELEPHONE NO.
28	SMT. AMITA GAUR	2-G-9, SHANTI NAGAR, HIRAN MAGRI, SEC 5	9784124484
29	SMT. ASHA BORDIYA	1061, GYAN NAGAR,HIRAN MAGRI, SEC 4	9928856564
30	SHRI PRAVIN MARVARI	282, VIVEK NAGAR, HIRAN MAGRI, SEC 3	9214433150
31	SMT. PRAMILA CHAODHARY	730, PIPLI CHOWK, PUROHITO KI MADRI	9772588867
32	SHRI KHANCHAND MANGWANI	E-96, 97 , PRATAPNAGAR COLONY, NEAR SHIV MANDIR	9460446389
33	SHRI VENIRAM SALVI	660, SHIVNAGAR, DAKSHIN SUNDARVAS	9929303424
34	SMT. HANSA MALI	R 3/23 JAYSHREE COLONY , DHULKOT CHAURAHA	9414263305
35	SHRI JAGAT NAGADA	29, VINAYAK NAGAR, NEAR BOHRA GANESH MANDIR	941460560
36	SHRI OM PRAKASH CHITTORA	397, KALKA MATA ROAD, GANESH NAGAR	9460082756
37	SHRI NANALAL VYA	5, B, BHUPALPURA, SHASTRI CIRCLE CORNER	9414157472
38	SMT. HEMA BHAVSAR	70, TAMBAVATI MARG, MAIN ROAD, AAYAD	9829098036
39	SHRI TEJENDRA SINGH ROBIN	51, SIKH COLONY, KUMHARO KA BHATTA	9829566620
40	SHRI RAKESH PORVAL	8, SHIVNAGAR, GARIYAVAS, MAIN ROAD	9414266728
41	SHRI PARAS SINGHVAVI	31, SARVARITU VILAS	941467776
42	LOKESH DWIVEDI (DEPUTY MAYOR)	ADHIKARI COLONY , RMV ROAD , CHHOTI BRAHAMPURI	9414352586
43	SMT. SAROJ AGRAWAL	104, KUMAVATPURA, INSIDE SURAJPOL	8233605728
44	SMT. NAJMA MEWAFAROSH	72, MEWAFARESH MARG, KUNJARWADI	9829694681
45	SMT. REKHA JAIN	37, SURANO KI SEHRI, MALDAS SEHRI	9413423334
46	SMT. GARIMA PATHAN	19, KALLESAT KI GALI, JAATVADI	9982607316
47	SMT. REHANA GERMANWALA	4/2, BASTIRAM JI KI BADI, BOHARVADI	9352500930
48	SHRI NARENDRA TAANK	4, BADA BHOIVADA, BADI HOLI	9928868331
49	SHRI SIDDHARTHA SHARMA	26, DHOLI BAVRI, MARSHAL HOUSE	9414343662
50	SMT. SAPNA KURDIYA	111, THAKKAR BAPA COLONY, SURAJPOL BAHAR	9950071149
51	SMT. NAMITA TAANK	2-B, MAHAVIR COLONY, ASHOK NAGAR	7073712777
52	SMT. SHOBHA MEHTA	283, MAIN ROAD, BHUPALPURA	9462191996
53	SHRI LAKSHMAN GAMETI	246, KRISHNAPURA	9929405516
54	SMT. MANDAKINI DHYAYBHAI	SHRI KRISHNA COMPLEX, DHAIBHAI JI KI BARI, DHAI BHAI JI KI PULA	9414473602
55	SHRI BHAGVAN KHAROL	475/54, SHANTIVAN , BADELA ROAD, FATAHPURA	9414158087

NOMINATED COUNCILLOR DETAILS

SHRI SUSHEEL JAIN	SHRI HEMENDRA MALAVEEY
SHRI DINESH KALYAN	SMT VIJAYALAKSHMI KUMAVATH
SHRI MAHENDRAPAL SINGH LIKHARI	SHRI HARISH CHAWLA



Annexure 2

LIST OF STAFF VACANCIES

Sl #	Name of Post	Number of Approved Posts	Working Staff	Vacant Posts
1	Commissioner	1	1	0
2	Secretary	1	0	1
3	Revenue Officer Grade I	1	1	0
4	Revenue Officer Grade II	2	2	0
5	Health Officer	1	0	1
6	Health Officer (ordinary wage category)	1	0	1
7	Sub-Superintendent Police	1	0	1
8	Executive Engineer	2	2	0
9	Superintendent Engineer	1	1	0
10	Executive Engineer (Electrical)	1	1	0
11	Executive Engineer (Mechanical)	1	0	1
12	Assistant Engineer (Civil)	7	7	0
13	Assistant Engineer (Garage)	1	1	0
14	Assistant Engineer (Electricity)	2	0	2
15	Senior Accounts Officer	0	0	0
16	Accounts Officer	1	0	1
17	Assistant Accounts Officer	1	1	0
18	Accountant	2	0	2
19	Veterinary Doctor	1	0	1
20	JCB Operator	1	0	1
21	Chief Fire Fighting Officer	1	1	0
22	Fire Fighting Officer	1	0	1
23	Assistant Fire Fighting Officer	1	1	0
24	Chief Town Planner	1	0	1
25	Town Planner (Assistant)	2	2	0
26	Librarian	1	1	0
27	Law Officer	1	0	1
28	Sub-law Consultant	1	0	1
29	Legal Assistant	1	0	1
30	Senior Environment Officer	1	0	1
31	Autocad Operator	1	0	1
32	Senior Assistant	1	0	1
33	Public Relations Officer	1	0	1
34	Horticulture Superintendent	1	0	1
35	Horticulture Inspector	1	0	1
36	Revenue Inspector	6	3	3
37	Assistant Revenue Officer	2	0	2
38	Junior Engineer (Civil)	22	17	5
39	Junior Engineer (Electricity)	3	2	1
40	Electrical Inspector	1	0	1
41	Chief Health Inspector	1	0	1
42	Health Inspector Grade I	5	2	3
43	Health Inspector Grade II Garage Inspector	6	3	3

Sl #	Name of Post	Number of Approved Posts	Working Staff	Vacant Posts
44	Programmer	1	0	1
45	Data Entry Operator	1	0	1
46	Statistical Assistant	1	0	1
47	Computer (Typist)	4	0	4
48	Circle Inspector	1	0	1
49	Constable	1	0	1
50	Mechanic	1	0	1
51	Constable	6	0	6
52	Mechanic	1	0	1
53	Tindal	6	3	3
54	Fireman	72	19	53
55	Superintendent Officer	3	0	3
56	Assistant Officer	9	5	4
57	Senior Clerk	25	11	14
58	Junior Clerk	47	21	26
59	Stenographer	1	0	1
60	Diver	3	0	3
61	Personal Assistant	1	1	0
62	Junior Accountant	3	2	1
63	Driver (Garage)	84	28	56
64	Assistant Electric Officer	3	2	1
65	Driver (Fire)	14	3	11
66	Groundman	184	164	20
67	Grade IV Employee	54	34	20
68	Watchman	2	0	2
69	Library Boy	3	3	0
70	Fitter (Horticulture)	1	1	0
71	Bhishti	48	19	29
72	Gardener	59	38	21
73	Head man (Horticulture)	5	3	2
74	Wireman (Electrical)	13	9	4
75	Helper (Horticulture)	17	11	6
76	Health Jamadar	70	19	51
77	Outdoor Collection Jamadar	1	0	1
78	Cleaning Staff	1,784	968	816
79	Cleaner	9	5	4
80	Fitter (Garage)	5	5	0
81	Artisan	9	5	4
82	Mate	2	0	2
83	Mooshi	3	3	0
84	Fitter (Dirk)	3	3	0
85	Helper (Horticulture)	3	3	0
86	Helper (Garage)	1	0	1
87	Guard (Cain House)	1	0	1
88	Welder (Garage)	1	1	0
Total Posts		2,657	1,438	1,219

Annexure 3

FREE TOILETS

MUNICIPAL CORPORATION UDAIPUR FREE SULABH COMPLEXES				
S. No.	NAME OF THE COMPLEX	MALE	FEMALE	SEATS
1	NADA-KHADA- FEMALE	0	18	18
2	KELWA KA BADA	15	15	30
3	THAKKAR BAPA COLONY	6	4	10
4	HATHIPOLE INDIA MARG	21	14	35
5	KALI BAWRI	28	20	48
6	AMAL KA KAANTA	24	16	40
7	NAGAR NIGAM OFFICE	4	2	6
8	NADA-KHADA- MALE	30	0	30
9	MEETHARAM KA BADA	18	22	40
10	CHITTORA KA TIMBA	15	15	30
11	SHAKTINAGAR	8	7	15
12	ALIPURA, KRISHNAPURA	8	7	15
13	SHAH JI KA BADA	7	8	15
14	GOVARDHAN VILAS	6	5	11
15	CHOTA BHOIVADA	12	10	22
16	BADA BHOIVADA	8	7	15
17	COURT COMPLEX	1	1	2
18	REGAR BASTI SURAJPOL	10	9	19
19	MEERA PARK	8	9	17
20	SHABRI COLONY	5	5	10
21	DILLI GATE , TOILET	5	2	7
22	ASHWINI BAZAAR, TOILET	9	5	14
	TOTAL	248	201	449

Annexure 4

PAID TOILETS

MUNICIPAL CORPORATION UDAIPUR PAID SULABH COMPLEXES				
S. No.	NAME OF THE COMPLEX	MALE	FEMALE	SEATS
1	UDAYPOL BUS STAND	16	11	27
2	MAHARANA BHUPAL HOSPITAL	10	8	18
3	NATRAJ KI GALI	3	2	5
4	SAVINA SABZI MANDI	8	5	13
5	MENTAL HOSPITAL	13	7	20
6	SUKHADIYA CIRCLE	4	3	7
7	DOODH TALAI	6	5	11
8	FATEHSAGAR	6	4	10

MUNICIPAL CORPORATION UDAIPUR PAID SULABH COMPLEXES				
S. No.	NAME OF THE COMPLEX	MALE	FEMALE	SEATS
9	KRISHI UPAJ MANDI, SAVINA	5	5	10
10	PATEL CIRCLE	2	2	4
11	SEWASHRM	5	4	9
12	MALLTALAI	5	5	10
13	FAMILY COURT	4	3	7
14	EKLAVYA COLONY (UIT)	5	5	10
15	PAHADI BUS STAND	6	4	10
16	P.W.D. PULA	7	4	11
17	GULABBAGH	5	5	10
18	MOTI MAGRI (UIT)	5	5	10
19	DEENDAYAL U. PARK	3	2	5
20	GANGU KUND AAYAD	6	5	11
21	DHAAN MANDI	2	1	3

Annexure 5

WATER TREATMENT PLANTS

Sl #	Location	Capacity (MLD)
1	Doodh Talai	13.62
2	Doodh Talai	2.85
3	Patel Circle	7.57
4	Gulab Bagh	4.54
5	Gulab Bagh	2.27
6	Teetardi	13.5
7	Fateh Sagar	2.2
8	Fateh Sagar	1.72
9	Neemuch Mata	11.35
10	Nandeshwar	23.35

Source : www.udaipurmc.org/Static/Pdf/Ud_CSP_CSTF.pdf

Annexure 6

GARBAGE PICK-UP DETAILS

ROUTE FOLLOWED BY RJ27-EA-621 FOR COLLECTION OF WASTE

NAME OF THE DRIVER: OM PRAKASH

S. No.	PLACE	DAYS OF COLLECTION
1	BHOPAL PURA WASTE STAND	DAILY
2	MOTHER TERESA AASHRAM	2 DAYS
3	KALPANA CHURCH GALI	DAILY
4	BADHEDA HOUSE	3 DAYS
5	AALOK SCHOOL SYPHON ROAD	2 DAYS
6	UDIYAPOLE	DAILY
7	KHANJIPEER TOILET BLOCK	2 DAYS
8	CITY STATION TOB MATA	2 DAYS
9	HAWA MAGRI	3 DAYS
10	RAJASTHAN HOSPITAL SEC 14-2 CONTAINER	3 DAYS
11	RIHAN COLLEGE PARK SEC. 14	2 DAYS
12	SIKAAR VADI	4 DAYS
13	INCOME TAX COLONY	3 DAYS
14	OFFIC VATIKA FOOTA TALAV	DAILY
15	SIKSHA VIBHAAG	3 DAYS
16	SIKH COLONY	2 DAYS
17	SEC. NO. 14 - 100 FT ROAD	3 DAYS
18	BHOPAL PURA DINA BHAI	1 DAYS
19	BAL BHARTI SCHOOL SECTOR 14	2 DAYS
20	ROSHAN LAL PUBLIC SCHOOL	1 DAYS
21	RAILWAY BRIDGE SEC. 11	2 DAYS

ROUTE FOLLOWED BY RJ27-EA-621 FOR COLLECTION OF WASTE

NAME OF THE DRIVER: SURESH

S. No.	PLACE	DAYS OF COLLECTION
1	NAKODA BARTAN	DAILY
2	EKLAVYA COLONY	3 DAYS
3	80 FT	3 DAYS
4	AKSHAY DHAM	10 DAYS
5	BABA COLONY	5 DAYS
6	SAJJAN NAGAR D BLOCK	7 DAYS
7	JYOTI SCHOOL ROAD	4 DAYS
8	ROON	15 DAYS
9	MAHAKALESHWAR TEMPLE	10 DAYS
10	RANI ROAD	3 DAYS

ROUTE FOLLOWED BY RJ27-EA-621 FOR COLLECTION OF WASTE

NAME OF THE DRIVER: SURESH

11	RADA JI CHAURAHA	2 DAYS
12	DAWOOD HALL	3 DAYS
13	AMABA MATA POLICE STATION	4 DAYS
14	ANDH SCHOOL	3 DAYS
15	SECTOR 11	10 DAYS
16	TRILOK POORBIYA, OOTH BASTI	3 DAYS
17	TRIKONIYA PARK	7 DAYS
18	SARDAR PURA	5 DAYS
19	MEDICAL COLLEGE	10 DAYS
20	MALLA TALAI JUNCTION	3 DAYS
21	RAILWAY BRIDGE SEC. 11	2 DAYS

ROUTE FOLLOWED BY RJ27-GB-1279 FOR COLLECTION OF WASTE

NAME OF THE DRIVER: MUKESH NATH

S. No.	PLACE	DAYS OF COLLECTION
1	JAGDISH CHOWK WASTE STAND	6 DAYS
2	GADIYA DEWRA	1 DAY
3	CHAAND POL	3 DAYS
4	NAYI PULIYA	7 DAYS
5	AMBAVGARH KACCHI BASTI	3 DAYS
6	RAO COLONY NEAR AMBAMATA MANDIR	2 DAYS
7	KUMHARIYA TALAV CHAMNI	1 DAY
8	SATLLITE HOSPITAL	1 DAY
9	PARSHAD NIWAS	1 DAY
10	PATIYO KA GODA	1 DAY
11	HARIDAS JI KI MAGRI	1 DAY
12	POLICE LINES BEHIND MASTAAN BABA	1 DAY
13	MALLA TALAI HARIJAN BASTI PARK	1 DAY
14	SARETON HOTEL ROAD	2 DAYS
15	O T C	1 DAY
16	NAGAR PARISHAD COLONY	1 DAY
17	BRAHAM POL GATE TOILET BLOCK	2 DAYS
18	LEEHA HOTEL	1 DAY
19	NAGA NAGRI MASJID	1 DAY
20	HANUMAN GHAAT MANDIR ROAD	1 DAY
21	AMBA POL GATE	5 DAYS
22	FATEHSAGAR ROAD , MOTI MAGRI	1 DAY
23	FATEHSAGAR MAIN PAAL JHARNA TAK	3 DAYS
24	FATEHSAGAR CIRCUIT HOUSE	1 DAY
25	FATEHSAGAR NAAVGHAT	1 DAY
26	FATEHSAGAR BOMBAY MARKET	4 DAYS
27	ARAVALI VAATIKA	1 DAY
28	NEAR WELCOME PARK	1 DAY

ROUTE FOLLOWED BY RJ27-GB-1279 FOR COLLECTION OF WASTE

NAME OF THE DRIVER: MUKESH NATH

S. No.	PLACE	DAYS OF COLLECTION
29	RADJI CHAURAHA	1 DAY

ROUTE FOLLOWED BY RJ27-G-7638 FOR COLLECTION OF WASTE

NAME OF THE DRIVER: KAILASH

S. No.	PLACE	DAYS OF COLLECTION
1	R M V BHATTI	DAILY
2	PWD OFFICE	2 DAYS
3	SAMOR BAGH	DAILY
4	GOVERNMENT PRESS	4 DAYS
5	KISHANPOL MACLI CABIN	4 DAYS
6	GASIYA COLONY	4 DAYS
7	JAI HIND COLONY	5 DAYS
8	LIC BUILDING	6 DAYS
9	JAWAHAR NAGAR	3 DAYS
10	HANUMAN MANDIR	6 DAYS
11	BEHIND KAR BHAVAN	7 DAYS
12	JAWAHAR JAIN SCHOOL	10 DAYS
13	RAJPUTAN RESORT	6 DAYS
14	LALA MISTAN	3 DAYS
15	D BLOCK	5 DAYS
16	KHEDA GAON	5 DAYS
17	INFRONT OF OIL DEPO	5 DAYS
18	INFRONT OF SEC. 14 COMMUNITY HALL	10 DAYS
19	KHEDA GAON	6 DAYS

ROUTE FOLLOWED BY RJ27-G-7636 FOR COLLECTION OF WASTE

NAME OF THE DRIVER: PANNA LAL

S. No.	PLACE	DAYS OF COLLECTION
1	POLICE LINE TEKRI	3 DAYS
2	CENTRAL AREA	3 DAYS
3	AZAD NAGAR SEC. 3	4 DAYS
4	KUMBHA NAGAR SEC 3	3 DAYS
5	GAZBAN GARDEN SEC 3	4 DAYS
6	GAZBAN GARDEN SEC 3	3 DAYS
7	DORE NAGAR SEC 3	5 DAYS
8	UNDER SWASHRAM BRIDGE	4 DAYS
9	GURUNANAK SCHOOL SEC 4	2 DAYS
10	CHAUDHARI HOSPITAL SEC 4	DAILY
11	HOUSING BOARD COLONY SEC 5	3 DAYS
12	WATER TANK , PANERIYO KI MAADGI	2 DAYS
13	PNT COLONY SEC 5	3 DAYS

ROUTE FOLLOWED BY RJ27-G-7636 FOR COLLECTION OF WASTE

NAME OF THE DRIVER: PANNA LAL

14	JAVA. SA. ROAD SEC 5	2 DAYS
15	INFRONT OF INDRARAJ PUROHIT , SEC 5	3 DAYS
16	DUNGLA HOUSE SEC 5	3 DAYS
17	SABZI MANDI SEC 6	2 DAYS
18	BAPPA NAGAR SEC 6	4 DAYS
19	HOLI CHOWK, PANERIYO KI MAADGI	3 DAYS

ROUTE FOLLOWED BY RJ27-G-6028 FOR COLLECTION OF WASTE

NAME OF THE DRIVER: POONAM

S. No.	PLACE	DAYS OF COLLECTION
1	SIKSHA BHAVAN	DAILY
2	GANDHI GROUND	DAILY
3	SAINIK VISHAANT	2 DAYS
4	KALA MANDAL	2 DAYS
5	SAHELIYO KI BAADI	3 DAYS
6	SUKHADIYA CIRCLE	2 DAYS
7	HINGLAJ MATA	1 DAY
8	SOOCHNA KENDRA	2 DAYS
9	AASKA	2 DAYS
10	TAANK BUILDING	3 DAYS
11	NIMACH KHEDA	3 DAYS
12	NIMACH MAATA	2 DAYS
13	ROOKMANI VAATIKA NAHAR DEVALI	3 DAYS
14	NEAR SCHOOL, ON CANAL	3 DAYS
15	MAHOHPUR BAD GAON ROAD	15 OR 16 DAYS
16	BAD GAON	15 OR 16 DAYS
17	SYPHON	3 DAYS
18	PILI KOTI	3 DAYS
19	NATHU DWARA MAIN ROAD	2 DAYS
20	R. K. CHAURAYA CELEBRATION MALL ROAD	2 DAYS
21	MAHILA PRASHIKSHAN KENDRA(LADIES TRAINING CENTRE) 100 FT ROAD	20 OR 21 DAYS

ROUTE FOLLOWED BY RJ27-EA-622 FOR COLLECTION OF WASTE

NAME OF THE DRIVER: VISHWA JEET

S. No.	PLACE	DAYS OF COLLECTION
1	100 FT ROAD BHUVANA	15 DAYS
2	KALKA MATA ROAD DEPOT	DAILY
3	KALKA MATA MANDIR	3 DAYS
4	BOHRA GANESH JI	DAILY
5	THOKAR JUNCTION	4 DAYS
6	GANDHI BAL VIDYA MANDIR, KHEMPURA	7 DAYS
7	UIT COLONY PRATAP NAGAR	1 MONTH
8	SHRI RAM COLONY	5 DAYS

ROUTE FOLLOWED BY RJ27-EA-622 FOR COLLECTION OF WASTE

NAME OF THE DRIVER: VISHWA JEET

S. No.	PLACE	DAYS OF COLLECTION
9	PARSHAD NIWAS GALI, PRATAP NAGAR	15 DAYS
10	GULZAR BUILDING	15 TO 20
11	BSNL ROAD, INFRONT OF PULA BAKERY	10 DAYS
12	SUKHADIYA NAGAR , HARIJAN BASTI	10 TO 15
13	RAMESHWAR PARK, NEAR JAIN MANDIR	3 DAYS
14	100 FT ROAD, NEAR SWAGAT VATIKA	1 TO 5
15	SHANTI NAGAR AKHAADA	2 DAYS
16	NEAR SHANTI NAGAR DIPPI	3 DAYS
17	PNT COLLEGE	DAILY
18	AANAND VIHAR PANORIYO KI MAAGDI	4 DAYS
19	TEKRI CHAURAYA	2 DAYS
20	MALI COLONY	1 TO 5
21	CENTRAL JAIL 1	7 TO 10
22	CENTRAL JAIL 2	1 MONTH
23	CENTRAL JAIL 3	DAILY
24	PULIYA LINE	4 MONTHS
25	CENTRAL AREA	7 TO 10 DAYS
26	SVINA SEC. 9 HOUSING BOARD	7 DAYS
27	SEVINA SEC. 9 D BLOCK	1 MONTH

ROUTE FOLLOWED BY RJ27-G-5860 FOR COLLECTION OF WASTE

NAME OF THE DRIVER: RAMKRISHNA

S. No.	PLACE	DAYS OF COLLECTION
1	DHIKLI ROAD, INFRONT OF RTO	3 DAYS
2	NEAR DHIKLI ROAD COLLEGE	3 DAYS
3	DHIKLI SQUARE	4 DAYS
4	IKLAS PRATAP NAGAR , IKLAS	3 DAYS
5	PRATAP NAGAR SHIV MANDIR	2 DAYS
6	BEHIND PRATAP NAGAR DISPENSARY	2 DAYS
7	HOUSING BOARD COLONY, COMMUNITY HALL	7 DAYS
8	NEAR HOUSING BOARD COLONY PARK	6 DAYS
9	CENTRAL SCHOOL ROAD, NEAR GOVT. BUNGLOWS	15 DAYS
10	NEAR PRATAP NAGAR POLICE STATION	4 DAYS
11	UPBHOKTA (CONUMER) GODOWNS	15 DAYS
12	KOTAN MILL ROAD	3 DAYS
13	PRATAP NAGAR JUDGE COLONY	8 DAYS
14	PRATAP NAGAR MOKSHA MARG	7 DAYS
15	DHUL COURT SCHOOL	3 DAYS
16	BEHIND PATRIKA, BHUMIYA JI COLONY	2 DAYS
17	SUNDAR VAS, INFRONT OF ICE FACTORY	10 DAYS
18	PUROHITO KI MAADDEE, LAKSHMI NAGAR ROAD NO. 4	15 DAYS
19	NEAR KAANTA, ROAD NO. 2	3 DAYS

ROUTE FOLLOWED BY RJ27-G-5860 FOR COLLECTION OF WASTE

NAME OF THE DRIVER: RAMKRISHNA

S. No.	PLACE	DAYS OF COLLECTION
20	ROAD NO. 1 , PUROHITO KI MAADDEE	4 DAYS
21	UIT COLONY ,NEAR WATER TANK	4 DAYS
22	REPORTERS COLONY	15 DAYS
23	AKAASH VANI, UIT COLONY	15 OR 16 DAYS
24	PUROHITO KI MAADDEE, NEPAL KACCHI BASTI	15 OR 16 DAYS
25	VIDYA VIHAR, NEAR SUNDARVAS D.P.	3 DAYS

ROUTE FOLLOWED BY RJ27-G-6030 FOR COLLECTION OF WASTE

NAME OF THE DRIVER: GHANSHYAM

S. No.	PLACE	DAYS OF COLLECTION
1	BHATT JI BAADI	1 OR 2 DAYS
2	BHOPAL PURA	DAILY
3	DELHI GATE TAIYAA BAIYAA SCHOOL	1 OR 2 DAYS
4	HARIYANA HANDLOOMS	2 DAYS
5	ASHOK NAGAR	2 DAYS
6	NAGADA RESTAURANT	1 OR 2 DAYS
7	DIVYA JYOTI APARTMENTS	5 DAYS
8	KESHAV NAGAR	8 TO 10 DAYS
9	SUN TOWER	8 TO 10 DAYS
10	BENGANI PULIYA	2 TO 3 DAYS
11	SAINT TERESA SCHOOL	2 TO 3 DAYS
12	VINAYAK SCHOOL	5 TO 7 DAYS
13	PRATAP NAGAR PARK	10 DAYS
14	PRATAP NAGAR GADIYA LOHAR	3 TO 4 DAYS
15	PRATAP NAGAR E BLOCK	5 OR 6 DAYS
16	SHANTI NAGAR 1	5 DAYS
17	SHANTI NAGAR 2	4 OR 5 DAYS
18	SECTOR 3 GRAVEYARD	10 DAYS
19	SATELLITE	3 OR 4 DAYS
20	SHIV COLONY	7 DAYS
21	UMRADA ROAD 1	5 DAYS
22	UMRADA ROAD 2	6 TO 7 DAYS
23	UMRADA ROAD 3	10 OR 11 DAYS
24	SECTOR 9	8 TO 10 DAYS
25	100 FT SAVINA 1	7 OR 8 DAYS
26	100 FT SAVINA 2	4 OR 5 DAYS
27	SURAAL KA BHAVAN	10 TO 12 DAYS
28	MAAN BAAG	8 TO 10 DAYS

ROUTE FOLLOWED BY RJ27-G-6030 FOR COLLECTION OF WASTE

NAME OF THE DRIVER:		GHANSHYAM
S. No.	PLACE	DAYS OF COLLECTION
29	PATEL NAGAR	7 DAYS
30	BOMBAY COLONY	10 DAYS
31	VISHAL MEGAMART	3 TO 4 DAYS
32	UDIYA POL	2 TO 3 DAYS
33	RETI BUSSTAND	7 DAYS
34	GARIYA VAS	10 OR 11 DAYS
35	AMAL KA KAANTA	DAILY

ROUTE FOLLOWED BY RJ27-G-5860 FOR COLLECTION OF WASTE

S. No.	PLACE	DAYS OF COLLECTION
1	JAGDISH CHOWK	2 OR 3
2	CHAND POL GADIYA DEVRA	2 DAYS
3	NAYI PULIYA	2 DAYS
4	NAGA NAGRI	3 DAYS
5	BRAHM POL GATE	1 DAY
6	AMBA POL GATE	1 OR 2 DAYS
7	RAO COLONY	2 DAYS
8	BHATWADI NAGAR PARISHAD COLONY	2 DAYS
9	MASTANA BABA POLICE LINE	1 DAY
10	HARIJAN BASTI MALL ATALAI	2 DAYS
11	PATIYO KA GODAAM	1 DAY
12	HARIDAS JI KI MAGRI	1 DAY

ROUTE FOLLOWED BY RJ27-EA-735 FOR COLLECTION OF WASTE

NAME OF THE DRIVER:		MANOJ
S. No.	PLACE	DAYS OF COLLECTION
1	ON THE COURT	3 DAYS
2	NEAR COURT CANTEEN	4 DAYS
3	KAILASH COLONY	1 DAY
4	J.C.BOSE HOSTEL	2 DAYS
5	POLICE LINES	2 DAYS
6	PRAKASH FURNITURE (SWAMY NAGAR)	3 DAYS
7	NEW SWAMY NAGAR	4 DAYS
8	NIRMAL VIHAAR SEC. 3	4 DAYS
9	SOBHAG PURA SILVER PALACE	5 DAYS

ROUTE FOLLOWED BY RJ27-246 FOR COLLECTION OF WASTE

S. No.	PLACE	DAYS OF COLLECTION
1	NEW BHOPAL PURA 100 FT ROAD 1	1 OR 2 DAYS
2	NEW BHOPAL PURA 200 FT ROAD 2	1 OR 2 DAYS
3	NEAR SEWERAGE LINE, SEC 4	2 OR 3 DAYS
4	HIRAN MAGRI, 100 FT ROAD, SEC 5	2 OR 3 DAYS
5	VEENA NAGAR SEC 6	4 OR 5 DAYS
6	KALPTARU HOSPITAL, SEC 6, HIRAN MAGRI	4 OR 5 DAYS
7	SATELLITE HOSPITAL SEC 6	3 DAYS
8	JHAMAR KOTDA ROAD	5 OR 6 DAYS
9	SAVINA 100 FT ROAD	5 OR 6 DAYS
10	G.V. SCHOOL SAVINA	7 DAYS
11	SAVINA MAIN SQUARE	7 OR 8 DAYS
12	BARKAT COLONY	2 OR 3 DAYS
13	VERMA COOLONY SEC 9	4 DAYS
14	RAMSINGH KI BAADI SEC 13	3 DAYS
15	SHIV MANDIR ROAD SAVINA	5 DAYS
16	SWARNA JAYANTI (GOLDEN JUBILEE) PARK SEC 14	3 DAYS
17	D BLOCK SEC 14	3 DAYS
18	RAJPUTANA RESORT ROAD	4 DAYS
19	100 FT ROAD, SEC 14	3 DAYS
20	RAJASTHAN HOSPITAL ROAD	5 DAYS
21	DWARIKA PURI	5 DAYS

ROUTE FOLLOWED BY RJ27-GA-5863 FOR COLLECTION OF WASTE

NAME OF THE DRIVER:		BHAIRU LAL
S. No.	PLACE	DAYS OF COLLECTION
1	RETI STAND, NEAR AAVRI MATA MANDIR	3 OR 4 OR 5 DAYS
2	PULA PURANI PULIYA	2 OR 3 DAYS
3	MIRAJ HOUSE	2 OR 3 DAYS
4	POTATO FACTORY, NEAR GHODE WALA	3 DAYS
5	INFRONT OF FIELD CLUB GATE	1 OR 2 DAYS
6	IN FRONT OF SONI HOSPITAL	1 OR 2 OR 3 DAYS
7	UIT SQUARE, NEAR PULIYA	2 OR 3 DAYS
8	PANCHVATI CIRCLE	2 OR 3 DAYS
9	GURU RAM DAS COLONY	1 OR 2 OR 3 DAYS
10	KAILASH COLONY, AHEAD OF PARAS TALKIES, MAIN ROAD	2 OR 3 DAYS
11	POTATO FACTORY, NEAR HANUMAN TEMPLE	6 OR 7 DAYS
12	NEAR AGRAWAL DHARAMSHALA, SEC NO. 11	1 OR 2 OR 3 DAYS
13	GENERAL HOSPITAL, INSIDE GIRLS HOSTEL	7 OR 8 OR 9 DAYS
14	POLO GROUND CENTRE SCHOOL	2 OR 4 OR 6 DAYS

Disclaimer: The views/analysis expressed in this report/document do not necessarily reflect the views of Shakti Sustainable Energy Foundation. The Foundation also does not guarantee the accuracy of any data included in this publication nor does it accept any responsibility for the consequences of its use.

Complaints & Grievances:

0294- 2426262

www.sampark.rajasthan.gov.in

www.actionudaipur.com



Address:

Udaipur Municipal Corporation
21, Nagar Palika Link Road
Palika Bazar, Town Hall
Shakti Nagar, Udaipur
Rajasthan - 313001

Download Our Mobile App:

